



2023 HARLEY-DAVIDSON® SCREAMIN' EAGLE® PERFORMANCE PARTS & ACCESSORIES
















PRINCIPLES OF PERFORMANCE

Nobody says “no” to more torque and horsepower. Since the beginning, Harley-Davidson® motorcycle riders have felt the pull of amped up powertrain performance. Screamin' Eagle® components are the key to greater acceleration, increased passing muscle, and more of that rip roaring raw exhaust note that makes power more than a little addicting.

STAGE KIT PATH TO PERFORMANCE	2
TUNING FOR PERFORMANCE	4
MILWAUKEE-EIGHT® POWERTRAIN	8
TWIN CAM POWERTRAIN	48
SPORTSTER® POWERTRAIN	98
EVOLUTION® 1340 POWERTRAIN	116
SCREAMIN' EAGLE® ACCESSORIES	121
CRATE ENGINES & DRIVE TRAIN	127
LONGBLOCK PROGRAM	138
SPECIALTY TOOLS	139
INDEX	140



STAGE UPGRADES: PATH TO PERFORMANCE

	START HERE	CHOOSE FROM BELOW	ADD EVEN MORE POWER	
STAGE	 <p>STAGE I </p> <p>MOVE MORE AIR & FUEL</p> <p>INTAKE + EXHAUST + TUNING UPGRADE = FOUNDATION FOR ALL FUTURE STAGES</p>	 <p>STAGE II </p> <p>GIVE IT A LIFT</p> <p>STAGE I + CAM UPGRADE</p>	 <p>STAGE III </p> <p>PUMP UP THE VOLUME</p> <p>STAGE II + BIG BORE CYLINDERS & PISTONS</p>	 <p>STAGE IV </p> <p>TOP IT OFF</p> <p>STAGE III + CYLINDER HEADS & THROTTLE BODY</p>
BENEFITS	Ideal for riders who want to enhance the performance, look and sound of their motorcycle	<p>TORQUE KIT: Ideal for riders looking for instant passing power at cruising speeds</p> <p>POWER KIT: Ideal for riders who want to feel the power build and pull all the way to the redline</p>	Ideal for riders who want the largest engine displacement and increased power throughout the entire RPM range	Ideal for riders who want the absolute best Harley-Davidson® performance upgrade available
BASICS	<ul style="list-style-type: none"> • Most cost-effective step to improve performance and the foundation for future performance upgrades • Match any Screamin' Eagle® high-flow air cleaner and exhaust with the proper ECM calibration to increase the airflow into and out of the engine 	<ul style="list-style-type: none"> • Choose a TORQUE CAM or POWER CAM based on riding style • A performance cam increases both the lift in the valve train (pushing the valve open farther) and the duration of the valve opening (how long the valve stays open) 	<ul style="list-style-type: none"> • An increase in engine displacement allows the engine to swallow more air and fuel, while a higher-compression piston squeezes the air and fuel into a more volatile mixture, generating more power when ignited • Displacement increases are accomplished with larger cylinders, matching pistons and the proper cam upgrade 	<ul style="list-style-type: none"> • Highest-level performance upgrade available to provide a maximum increase in displacement, compression and flow • Higher-flowing CNC ported cylinder heads and larger bore throttle body increase the velocity and feed large volumes of air and fuel into the engine, which maximizes power on a larger displacement engine • Combines ported cylinder heads and larger throttle body in combination with cylinders, matching pistons and proper cam upgrade
PERFORMANCE	 <p>The rider will feel up to a 10%* increase in performance when compared to stock bikes throughout the entire RPM range</p>	 <ul style="list-style-type: none"> • TORQUE KIT: The rider will feel up to a 15%* increase in performance when compared to stock bikes in the low to mid RPM range • Experience crisp throttle response and acceleration that can be felt at slower speeds, perfect for passing slow-moving vehicles without downshifting  <ul style="list-style-type: none"> • POWER KIT: The rider will feel up to a 25%* increase in performance when compared to stock bikes in the mid to upper RPM range • Experience an adrenaline-pumping burst of speed while heading toward the redline 	 <ul style="list-style-type: none"> • Riders will experience a performance increase throughout the entire RPM range, with up to a 35%* increase when compared to stock bikes in the mid to upper RPM range • Produces instant passing power without downshifting • Delivers excellent stoplight to freeway speed and on-ramp acceleration 	 <p>The rider will feel exceptional acceleration, delivering significant gains and up to a 40%* increase when compared to stock bikes in the upper RPM range</p>

AN OVERVIEW OF WARRANTY & CAUTION: Harley-Davidson has the engineering expertise, sophisticated dyno lab and complete testing facilities to provide enthusiasts with a line of performance products designed to produce good, solid, reliable horsepower and torque. Engine-related performance parts are intended for the experienced rider only.

WARRANTY: Installation of Screamin' Eagle® products and similar off-road or competition products from other manufacturers, except some street-compliant offerings installed by authorized Harley® dealers, may void your H-D® limited vehicle warranty. Installation of a California performance kit on a 49-state model motorcycle or 49-state performance kit onto a California model motorcycle will void the manufacturer's warranty, as it will not result in a street-compliant configuration.

CAUTION: Harley-Davidson® motorcycles modified with some Screamin' Eagle® high-performance engine parts must not be used on public roads and, in some cases, may be restricted to closed-course competition.

CAUTION ICONS

GO LIGHT: These Screamin' Eagle® products are 50-State U.S. EPA compliant for sale and use on all applicable vehicles, including those that are pollution controlled. See Genuine Motor Parts and Accessories or Screamin' Eagle Accessories catalog for fitment information. Screamin' Eagle Performance products are intended for the experienced rider only.

STOP HAND: Harley-Davidson® motorcycles modified with some Screamin' Eagle® Performance products must not be used on public roads and, in some cases, may be restricted to closed-course competition. These performance parts are 49-state U.S. EPA compliant but are NOT compliant for sale or use in California on pollution-controlled motor vehicles. California guidelines on tampering can also lead to substantial fines and penalties. Screamin' Eagle® Performance products are intended for the experienced rider only.

CALIFORNIA: These Screamin' Eagle® products are street compliant for sale and use on specific vehicles, outlined in the product's fitment statement within the State of California. Screamin' Eagle Performance products are intended for the experienced rider only.

CROSS FLAGS: This product may be intended for race use only applications. It may also be certified for use in a 50-State U.S. EPA compliant application or kit. Use of any incomplete combination of certified kit products may not be legal for sale or use on U.S. market pollution-controlled vehicles and may be restricted to closed course competition use. See Genuine Motor Parts and Accessories or Screamin' Eagle® Accessories catalog for compliance, fitment and warranty information. Screamin' Eagle® Performance products are intended for the experienced rider only.

DYNAMOMETER (DYNO) PERFORMANCE TESTING: Declared performance values in this catalog represent SAE J-1349 transient peak power output. Dynamometer settings, motorcycle condition, variation, climate and other factors can affect performance output, and results can vary from the performance values declared by Harley-Davidson.

Street-legal and/or street-compliant statements refer to product meeting 50-state emissions and noise standards in the United States. The street legal and/or street compliant statements may not apply to markets outside of the United States.

Not all products are available in all countries — please consult your dealer for details.

Stage upgrades retain the Motorcycle Original Equipment Manufacturer's Warranty.

*Dynamometer settings, motorcycle condition, variation, climate and other factors can affect performance output, and results can vary from the performance values declared by Harley-Davidson.

TUNING FOR PERFORMANCE

FIRST THINGS FIRST:

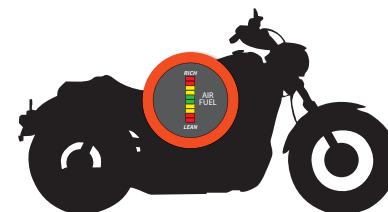
You've built your dream pavement-pounding machine by selecting one of the Screamin' Eagle® Stage upgrades.



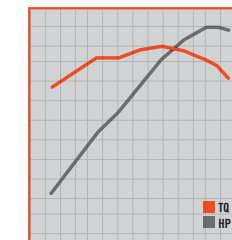
2 Next, the motorcycle Engine Control Module (ECM) needs to be recalibrated. Screamin' Eagle offers base calibrations specifically designed for the performance components on your bike.



3 Tuning adjusts the air-fuel ratio and other parameters based on your performance upgrades.



4 The end result? A properly tuned performance machine that gets the most out of your performance upgrades.



START HERE

PRO STREET TUNER*

- Offers base calibrations for your chosen Screamin' Eagle Stage upgrade
- Constantly monitors the engine operation in the Part-Throttle Cruising Range
- Enables manual adjustments to fine-tune parameters within part- and full-throttle ranges*



(*may not be available in all markets)

WANT MORE?

SMART TUNE PRO

- Uses the Pro Street Tuner base calibrations as a starting point
- Constantly monitors the engine operation and riding conditions in the Complete Motorcycle Operating Range
- Automatically adjusts tuning parameters in real time within the Complete Motorcycle Operating Range

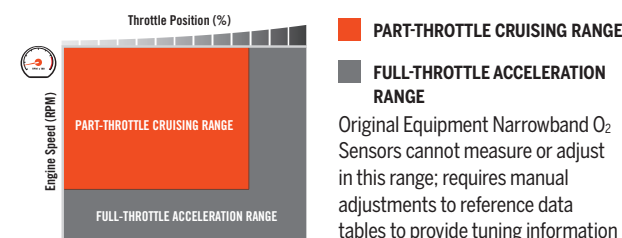


THE HOW

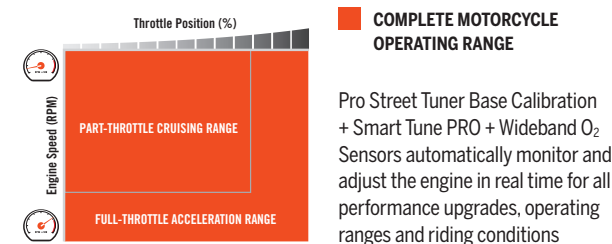
- 1 Load base calibration
- 2 All done; go ride or **manually** adjust with Dyno tuning or Smart Tune Live

THE WHAT

COMPLETE MOTORCYCLE OPERATING RANGE



COMPLETE MOTORCYCLE OPERATING RANGE



THE BENEFIT

MANUAL ADJUSTMENT FOR
Maximum Performance + Optimal Efficiency for your bike



AUTOMATIC ADJUSTMENT FOR
Maximum Performance + Optimal Efficiency + Automatic Adjustment for your bike in all riding conditions and combinations of performance upgrades



PRO STREET TUNER

All Screamin' Eagle® performance upgrades require Engine Control Module (ECM) recalibration, also known as tuning. The best method for tuning your stage upgrades is with the Screamin' Eagle Pro Street Tuner.

- Provides starting calibrations developed by the Screamin' Eagle team
- Offers ability to dial in bike-to-bike variations and different air cleaner and exhaust combinations
- Offers Guided Smart Tune process, which walks user through tuning with or without a dyno
- Allows adjustments within a safe range for optimum performance excitement
- Maximizes the performance output while maintaining 50-State U.S. EPA compliance
- Retains the Motorcycle Original Equipment Manufacturer's Warranty



SCREAMIN' EAGLE® PRO STREET TUNER

The Screamin' Eagle® Pro Street Performance Tuner is designed to simplify management of engine operating parameters as performance modifications are made. Once installed, the kit will allow you to adjust key parameters or simply upload the latest Engine Control Module (ECM) calibrations to match your bike's state-of-tune. Start with a high-flow air cleaner and Street Performance mufflers and upload the calibration that provides the best performance mix. Add additional Stage Upgrades later, and you simply upload the proper ECM calibration to match the model and hardware. Plus, you have free online access to the latest factory calibrations.

Ideal for real-world street performance applications, the Pro Street Tuner provides the adjustability to account for bike-to-bike variation and for changes to cams, heads, intake and exhaust while maintaining closed-loop fuel control for fuel economy in the part-throttle operating range. Unlike other aftermarket tuners, the Screamin' Eagle Pro Street Tuner actually talks directly to your motorcycle's ECM and re-programs the motorcycle's operating system. It isn't a piggyback system that tries to fool the ECM into adding more fuel or changing the ignition timing. The Pro Street Tuner plugs into the bike's data port, so no splicing or under-seat hardware is required.

After you upload the proper ECM calibration, dial it in with the Smart Tune function. The guided Smart Tune process walks you through the process to find the right calibration for your build, set the tuner to a data collection mode and then allows you to incorporate the data after the ride with just a few clicks. The ECM calibration is then custom fit for your bike. The module will store up to 15 minutes of run-time data information that can be downloaded to your PC, allowing the rider or technician to view and evaluate the bike's air/fuel ratio, O₂ sensor readings, engine speed and temperature, RPM and vehicle speed, throttle position, spark advance and many more performance characteristics. The Vehicle Communications Module (VCI) will also record and display service codes for troubleshooting and diagnostics. The kit includes the VCI module and unlimited access to the latest software updates and calibrations available from Screamin' Eagle. Tuner Cable kit sold separately.

The Pro Street Tuner software includes impressive features:

- A guided Smart Tune process to enable quick navigation through the software, whether you are new to tuning or an experienced user.
- Smart Tune Live – a dynamic and visual method to track and capture engine data simply by running the vehicle through a range of RPM and throttle positions. This feature reduces the time to modify existing VE (Volumetric Efficiency) tables, which are then analyzed and tuned. Smart Tune Live works on models with factory-installed O₂ sensors only.
- Adjustability to Spark Advance, Throttle Progressivity and Volumetric Efficiency to custom tune the performance combination.
- 50-State U.S. EPA compliant.

The Pro Street Tuner permits tunability to optimize performance and drivability without compromising fuel efficiency, emission levels, engine durability, or 50-State U.S. EPA compliance. And unlike other race tuners or engine controllers, the Screamin' Eagle Pro Street Tuner does not impact your Harley-Davidson® factory warranty coverage.

41000008C

For use with '17-'20 XG, '14-'22 XL and '07-'17 Dyna®, and '07-later Softail® and Touring and '17-later Trike models. Requires separate purchase of model-specific Tuner Cable.

41001212A

For use with '17-20 XG, '14-22 XL and '07-17 Dyna, and '07-22 Softail and Touring and '17-22 Trike California models only. Requires separate purchase of model-specific Tuner Cable. California Dealership installation only. Refer to H-D.com/shop for status.

FEATURES

	PRO STREET TUNER
Street-Use (EPA/CARB) Calibrations	Yes – Stage 1, 2, 3 & 4
SE Pro (Race-Use Only) Calibrations	No
Retains Full Engine Warranty	Yes
Tuning Parameters*:	
<i>Volumetric Efficiency</i>	Tunable – All
<i>Throttle Progressivity</i>	Tunable – '14-later Touring
<i>Spark Advance – Tunable</i>	'17-'20 XG '14-'22 XL '12-'17 Dyna '12-later Softail '14-later Touring
<i>RPM Max</i>	View Only
<i>Idle RPM</i>	View Only
<i>Accel Enrichment</i>	View Only
<i>Decel Enleanment</i>	View Only
Data Recording (select markets)	15 minutes
Smart Tune LIVE (select markets)	Yes
Graphical Data Display	Yes
Service Codes Display/Clear	Yes
Available for VRSC™ and XR models	No
Language Support	English, Spanish, German, French, Japanese, Italian, Portuguese, Dutch

Also available:

SCREAMIN' EAGLE TUNER CABLE KIT

Cable kit provides all necessary connections between motorcycle, VCI and computer, and permits downloading calibrations with the Street Tuner and Super Tuner software. Kit includes two cables: computer USB to VCI box and VCI box to vehicle.

32184-08A

For use with '01-'17 VRSC™, '01-'13 EFI XL and XR, '01-'11 EFI Dyna, '01-'11 EFI Softail, '02-'13 EFI Touring and '09-'13 Trike models. Also for use with VRXSE Destroyer race bikes.

41000018

For use with '15-'20 XG, '14-'22 XL, '12-'17 Dyna, '11-'20 Softail, '14-'20 Touring and '14-'20 Trike models. Screamin' Eagle performance upgrades for FLSB are 49-state U.S. EPA approved. Pending approval for use in California.

41000979

For use with '21-later Touring, Trike, Softail, and CVO™ models. Does not work with Sportster or Street models.

Street legal and/or street compliant statements refer to product meeting 50-State emissions and noise standards in the United States. The street legal and/or street compliant statements may not apply to markets outside of the United States. Tuning parameters may not be available in all markets. Check your local dealership for more information.

Pro Street Tuner & Smart Tune Pro

TUNING FOR PERFORMANCE

START HERE: PRO STREET TUNER

- Base calibrations for each Screamin' Eagle® Stage upgrade
- Constantly monitors the engine operation in the Part Throttle Cruising Range
- Enables MANUAL adjustments to fine-tune parameters within part and full throttle ranges (not available in all markets)

The result? MANUAL ADJUSTMENT for Maximum Performance + Optimal Efficiency

WANT MORE? ADD SMART TUNE PRO

- Uses Pro Street Tuner base calibrations as a starting point
- Constantly monitors engine operation and riding conditions in the Complete Motorcycle Operating Range
- AUTOMATICALLY adjusts tuning parameters in REAL TIME within the Complete Motorcycle Operating Range

The result? AUTOMATIC ADJUSTMENT for Maximum Performance + Optimal Efficiency + Automatic Adjustment for all riding conditions and performance upgrades

Street legal and/or street compliant statements refer to product meeting 50-State emissions and noise standards in the United States. The street legal and/or street compliant statements may not apply to markets outside of the United States.



A. SCREAMIN' EAGLE® SMART TUNE PRO AUTOMATIC TUNING MODULE*

Smart Tune PRO works with the Screamin' Eagle® Pro Street Tuner to automatically adjust your bike for the combination of performance components, climates and vehicle load conditions you are operating in. You just install the upgraded wide-band oxygen sensors in the exhaust headers, download the calibration that the Screamin' Eagle engineers have developed as a starting point, then simply drive down the road and let Smart Tune PRO do the work.

Smart Tune PRO constantly monitors the operating parameters of your motorcycle, and automatically adjusts the bike's Electronic Control Module (ECM) to maximize performance in your current riding conditions. Smart Tune PRO utilizes wide-band O₂ sensors that read oxygen levels in the exhaust stream to determine the optimum air/fuel ratio your bike needs at this very moment. Smart Tune PRO analyzes the data and automatically makes real-time tuning adjustments to the ECM. Unlike the standard narrow-band O₂ sensors that only provide feedback in the part-throttle cruising range, the wideband sensors can read and adjust tuning throughout the part throttle cruising and full-throttle acceleration operating range.

It is fully factory supported, and optimized to maximize performance while maintaining drivability and engine longevity. Smart Tune PRO is 50-State EPA compliant and does not impact the H-D™ factory warranty. Kit includes the Smart Tune PRO module with plug-in wiring harness, two M18 wide-band O₂ sensors and access to free software updates, future calibrations and free online training modules. Screamin' Eagle Pro Street Tuner and model-specific installation hardware is sold separately.

41000445A

Fits '14-'22 XL, '16-'17 Dyna® FXDLS, '16-'20 Softail®, '14-'20 Touring and '17-'20 Trike models. Installation requires exhaust modification to incorporate wide-band oxygen sensors. Some models require Oxygen Sensor Harness Extension. For model specific installation requirements see Installation Instructions on H-D.com/shop. All models require ECM calibration with Screamin' Eagle® Pro Street Tuner for proper installation. 50-State U.S. EPA Compliant.

Also available: (not shown)

OXYGEN SENSOR HARNESS EXTENSION

Plug-in extension cable is wired to allow installation of the Screamin' Eagle Smart Tune PRO Automatic Tuning Module hardware on specific models. No splicing or soldering is required.

69201704

Required for use of Screamin' Eagle Smart Tune PRO Automatic Tuning Module hardware on, '16-'17 Dyna and Softail models.

A. SCREAMIN' EAGLE SMART TUNE PRO AUTOMATIC TUNING MODULE

MILWAUKEE-EIGHT® POWERTRAIN

Screamin' Eagle® Stage upgrades offer complete street-compliant performance configurations engineered to generate specific torque and horsepower gains. Eliminating all the guesswork and trial-and-error testing normally associated with engine modifications, Stage upgrades include everything you need to enhance your bike's performance. Start with the foundation, the Stage I upgrade, then choose from Stage II, III or IV depending on your performance goals, budget and riding style.



STAGE I

INTAKE + EXHAUST + TUNING

The easiest and most cost effective step to improve your motorcycle's performance is to increase the airflow into and out of the engine. A high-flow air cleaner and system-matched slip-on mufflers provide horsepower and torque improvements you can feel throughout the RPM range, and serve as the core components for all performance upgrades. ECM calibration is required to tune the fuel flow and timing required to accommodate the improved airflow.

Stage I upgrade can be installed without engine disassembly. No special tools are required. Requires ECM tuning.



Street legal and/or street compliant statements refer to product meeting 50-State emissions and noise standards in the United States. The street legal and/or street compliant statements may not apply to markets outside of the United States.

STAGE II

STAGE I + CAM UPGRADE

Adding performance cams to a Stage I equipped bike is the next step to improved performance. Cam choices allow you to tailor the engine's performance to your specific needs. A torque cam offers on-demand throttle response from low- to mid-RPM at cruising speed. A power cam targets high-RPM, wide-open throttle response that keeps pulling right up to the redline. ECM calibration tuning is required to accommodate the increased valve timing, and performance valve springs may be required for high-lift cams.

Stage II upgrade requires minor engine disassembly to replace the cam. Adjustable pushrods allow cam installation without removing the rocker box. Special tools and ECM tuning are required.



STAGE III

STAGE I + CAM, BIG BORE CYLINDERS & PISTONS

The next step on the performance journey is to build a bigger engine. An increase in engine displacement allows the engine to swallow more air and fuel, a higher compression piston squeezes the air/fuel into a more volatile mixture, and when combined, generates more power when ignited. A displacement and compression increase provides torque increases throughout the entire RPM range with a 15-25% improvement in the mid-range power. ECM calibration tuning is required to adjust fuel flow and timing to accommodate the increased displacement.

Stage III bolt-on upgrade requires removal of the engine's top end and opening the cam chest. Engine remains in the chassis and no machining is required. Special tools and ECM tuning are required.



STAGE IV

STAGE I + CAM, BIG BORE CYLINDERS, PISTONS, CYLINDER HEADS & THROTTLE BODY

To maximize the impact of the increased displacement gained with Stage III updates, the addition of free-flowing ported cylinder heads and a big bore throttle body top off the performance build. Designed to satisfy the high-RPM, throttle-twisting rider, the Stage IV update delivers 20-30% increase in power that keeps pulling right up to the redline, without sacrificing mid-range torque. ECM calibration tuning is required to add more fuel, and a higher-lift cam may be required to deliver maximum power.

Stage IV bolt-on upgrade requires removal of the engine's top-end and opening the cam chest. Engine remains in the chassis and no machining is required. Special tools and ECM tuning are required.

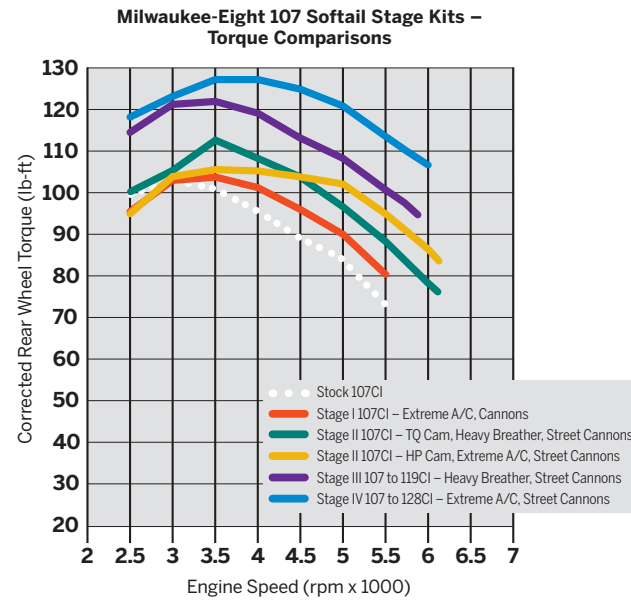
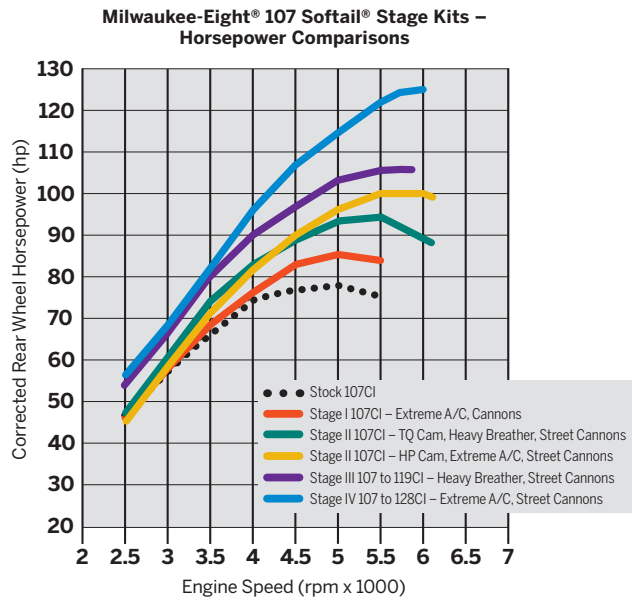


Street legal and/or street compliant statements refer to product meeting 50-State emissions and noise standards in the United States. The street legal and/or street compliant statements may not apply to markets outside of the United States.

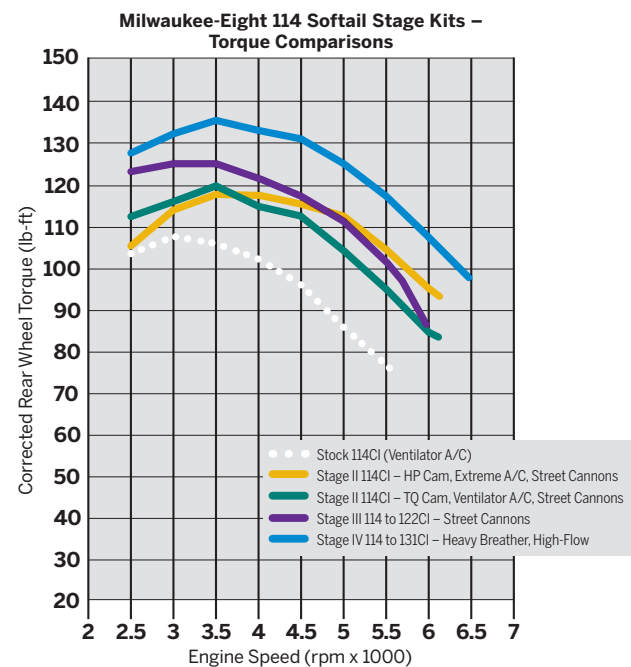
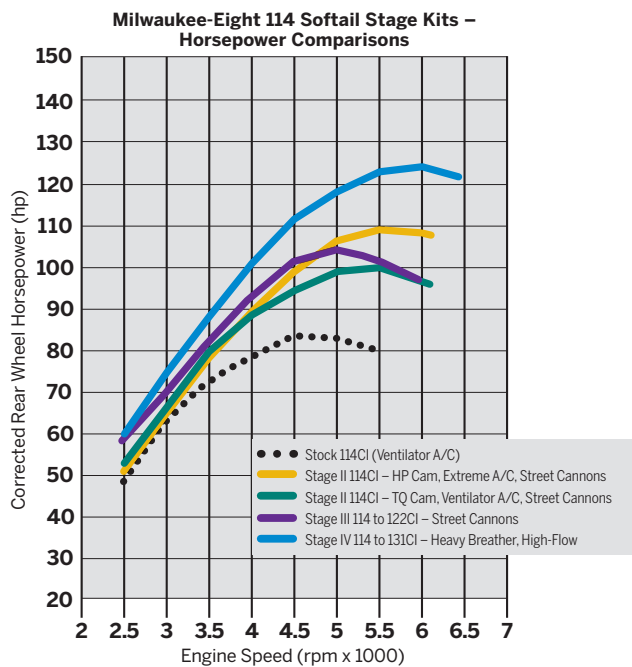
MILWAUKEE-EIGHT® POWERTRAIN

Screamin' Eagle® Stage upgrades offer complete street-compliant performance configurations. Whether you're a Softail® or Touring rider, Screamin' Eagle offers the full gamut of Stage upgrades for you to pick the best solution for you. Use the Rear Wheel Horsepower and Torque charts to identify a combination that would work best for your riding style and performance needs.

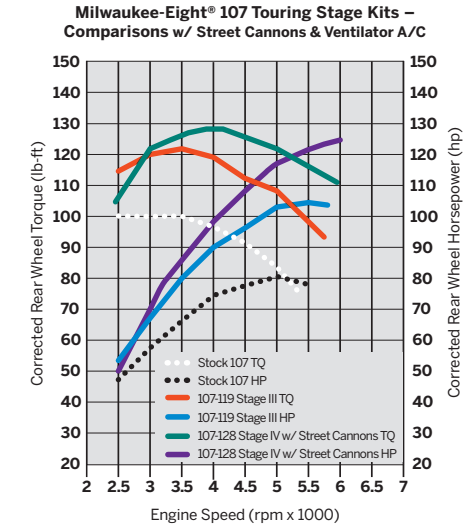
SOFTAIL® 107CI MODEL STAGE UPGRADES



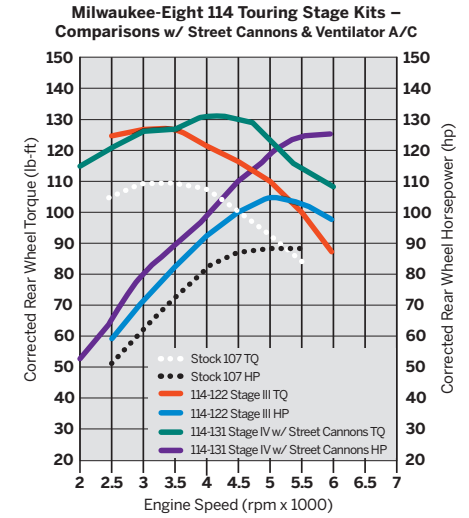
SOFTAIL 114CI MODEL STAGE UPGRADES



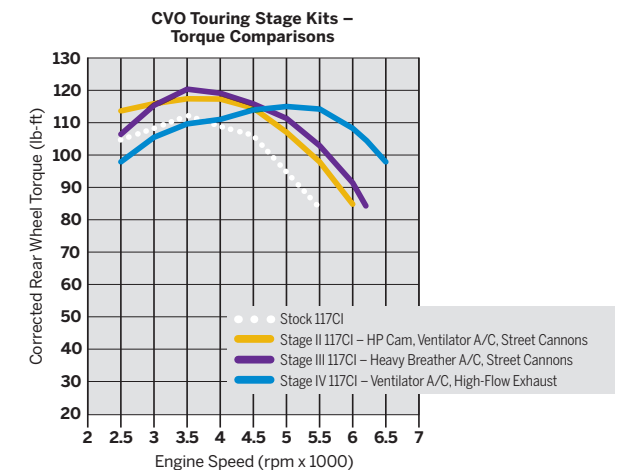
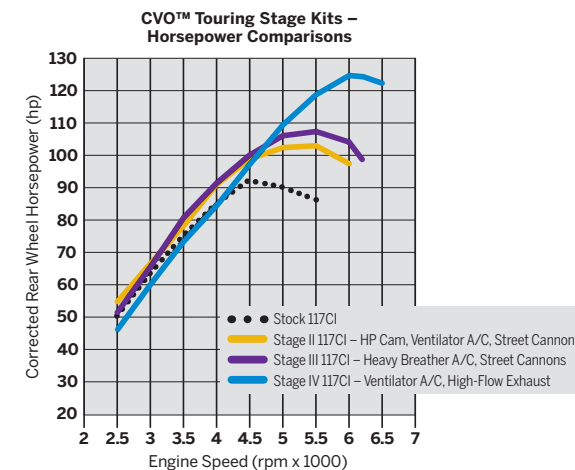
TOURING 107CI MODEL STAGE UPGRADES



TOURING 114CI MODEL STAGE UPGRADES



CVO™ TOURING MODEL STAGE UPGRADES



DYNAMOMETER (DYNO) PERFORMANCE TESTING: Declared performance values in this catalog represent SAE J-1349 transient peak power output. Dynamometer settings, motorcycle condition, variation, climate and other factors can affect performance output and results can vary from the performance values declared by Harley-Davidson.

Street legal and/or street compliant statements refer to product meeting 50-State emissions and noise standards in the United States. The street legal and/or street compliant statements may not apply to markets outside of the United States.

Street legal and/or street compliant statements refer to product meeting 50-State emissions and noise standards in the United States. The street legal and/or street compliant statements may not apply to markets outside of the United States.

MILWAUKEE-EIGHT

12 SCREAMIN' EAGLE®

Milwaukee-Eight® Stage I Upgrade

A. SCREAMIN' EAGLE® HEAVY BREATHER EXTREME AIR CLEANER




We've taken the iconic Screamin' Eagle® Heavy Breather Air Cleaner to the next level—an extreme performance level. Designed for maximum performance, this extra-large Screamin' Eagle Heavy Breather Extreme Air Filter flows 42% more air than a traditional Heavy Breather filter. Air moves smoothly through the filter due to an interior bell-shape feature and then travels through a unique round to oval transitioned tube to improve leg clearance while providing unobstructed air to the throttle body. At speeds over 60 mph, the filter captures air from the front, forcing the air through a smaller area to create a RAM air effect, while the long intake tube enhances torque beyond other Ventilator and Round High-Flow Filters for enhanced acceleration. Designed to feed a large displacement engine enough clean air that can support output of over 150hp. The cast aluminum intake tube and back plate are dressed in rich, gloss black or mirror-like chrome. The back plate features a Screamin' Eagle logo. Kit includes all required mounting hardware. Optional Rain Sock P/N 29400424 is available to protect the exposed element in inclement weather.

Fits '18-later Softail®, '17-later Touring (except models equipped with Fairing Lower) and '17-later Freewheeler® models. Does not fit models equipped with Fairing Lower Glove Boxes, Fairing Lower Speakers or Road Glide® Fairing Spoilers. All models require ECM calibration with Screamin' Eagle Pro Street Tuner for proper installation. Pending approval for use in California on '21-'22 models. Refer to H-D.com/shop for status.

29400388 Chrome.

29400387 Gloss Black.



A. SCREAMIN' EAGLE HEAVY BREATHER EXTREME AIR CLEANER – CHROME



A. SCREAMIN' EAGLE HEAVY BREATHER EXTREME AIR CLEANER – GLOSS BLACK



A. SCREAMIN' EAGLE HEAVY BREATHER EXTREME AIR CLEANER – CHROME



A. SCREAMIN' EAGLE HEAVY BREATHER EXTREME AIR CLEANER – GLOSS BLACK

Street legal and/or street compliant statements refer to product meeting 50-State emissions and noise standards in the United States.

The street legal and/or street compliant statements may not apply to markets outside of the United States.

SCREAMIN' EAGLE® 13

Milwaukee-Eight® Stage I Upgrade

B. SCREAMIN' EAGLE® HEAVY BREATHER ELITE AIR CLEANER - MILWAUKEE-EIGHT® ENGINE



Take a deep breath. This Screamin' Eagle® Heavy Breather Elite picks up where the past generation Milwaukee-Eight Heavy Breather left off with a 15% air flow improvement. Redesigned to support even more performance with engine builds pushing over 135hp. The iconic Heavy Breather Air Cleaner features a forward-facing oiled cotton filter element that flows large volumes of clean air into the engine. The short, low profile cast tube rams the charge directly into the throttle body with little turbulence for increased power and torque, and the intake tube mounts to a custom back plate that features integral breathers and covers the throttle body electronics for a finished look. The slanted compact filter adds an aggressive performance look, and it is shaped to allow installation on Touring bikes equipped with fairing lowers. This Elite version includes an integrated cover manufactured from forged aluminum and precision machined to further enhance the stylized performance look while exposing a majority of the filter to maximize airflow. Available in your choice of chrome or gloss black finish, the kit includes filter, cover, intake tube, custom back plate, and all mounting hardware.

Fits '18-later Softail® models and '17-later Touring and Trike models. All models require ECM calibration with Screamin' Eagle Pro Street Tuner for proper installation. Does not fit on models equipped with fairing lower glove boxes or fairing lower speakers. Pending approval for use in California on '21-'22 models. Refer to H-D.com/shop for status.

29400406 Chrome.

29400407 Gloss Black.

Also available: SCREAMIN' EAGLE® HEAVY BREATHER ELITE AIR CLEANER - FILTER

K&N® replacement air filters are engineered to improve airflow for increased horsepower and quicker acceleration. K&N filters provide excellent filtration, and because they are washable and reusable, you can clean the filter whenever conditions demand. Designed as direct replacements for specified fitments.

29400405

Fits '18-later Softail® and '17-later Touring and Trike models equipped with Heavy Breather Elite Air Cleaner P/N 29400406 or 29400407.



B. SCREAMIN' EAGLE® HEAVY BREATHER ELITE AIR CLEANER - MILWAUKEE-EIGHT® ENGINE



B. SCREAMIN' EAGLE® HEAVY BREATHER ELITE AIR CLEANER - GLOSS BLACK



B. SCREAMIN' EAGLE® HEAVY BREATHER ELITE AIR CLEANER - CHROME

Street legal and/or street compliant statements refer to products meeting EPA (49-State) and/or California (50-State) emissions and noise standards in the United States as specified.

The street legal and/or street compliant statements may not apply to markets outside of the United States.

14 SCREAMIN' EAGLE®

Milwaukee-Eight® Stage I Upgrade

A. SCREAMIN' EAGLE® VENTILATOR EXTREME AIR CLEANER



Let it breathe! The open-face filter design of the Screamin' Eagle® Ventilator Extreme Air Cleaner Kit flows 39% more air than a traditional perimeter high-flow filter. When combined with an additional 1/2" of air filter thickness and the smooth radius die-cast back plate, this open filter can feed a large displacement engine with an unobstructed flow of clean air that can support output of over 150hp. Kit includes a die-cast back plate, and open-face, water-resistant, washable oiled-cotton filter element and all required installation gaskets and hardware. Optional Rain Sock P/N 29400412 is available to protect the exposed element in extreme weather. Choice of either Gloss Black (P/N 61300994) or Chrome (P/N 61300993) Cover Kit required to complete installation.



A. SCREAMIN' EAGLE VENTILATOR EXTREME AIR CLEANER – CHROME (SHOWN WITH CHROME COVER P/N 61300993)



A. SCREAMIN' EAGLE VENTILATOR EXTREME AIR CLEANER – GLOSS BLACK (SHOWN WITH GLOSS BLACK COVER P/N 61300994)



B. SCREAMIN' EAGLE VENTILATOR EXTREME AIR CLEANER COVER – CHROME



B. SCREAMIN' EAGLE VENTILATOR EXTREME AIR CLEANER COVER – GLOSS BLACK



C. SCREAMIN' EAGLE AIR CLEANER RAIN SOCK



D. SCREAMIN' EAGLE VENTILATOR EXTREME K&N AIR FILTER ELEMENT



E. SCREAMIN' EAGLE VENTILATOR AIR CLEANER KIT – MILWAUKEE-EIGHT – CHROME



E. SCREAMIN' EAGLE VENTILATOR AIR CLEANER KIT – MILWAUKEE-EIGHT – GLOSS BLACK



E. SCREAMIN' EAGLE VENTILATOR AIR CLEANER KIT – MILWAUKEE-EIGHT – BLACK



F. DEFIANCE COLLECTION VENTILATOR AIR CLEANER TRIM – MILWAUKEE-EIGHT – CHROME



F. DEFIANCE COLLECTION VENTILATOR AIR CLEANER TRIM – MILWAUKEE-EIGHT – GLOSS BLACK



F. DEFIANCE COLLECTION VENTILATOR AIR CLEANER TRIM – MILWAUKEE-EIGHT – GLOSS BLACK WITH HIGHLIGHTS



F. DEFIANCE COLLECTION VENTILATOR AIR CLEANER TRIM – MILWAUKEE-EIGHT

15 SCREAMIN' EAGLE®

Milwaukee-Eight® Stage I Upgrade

E. SCREAMIN' EAGLE® VENTILATOR AIR CLEANER KIT – MILWAUKEE-EIGHT® ENGINE



This low-profile oval air cleaner features an exposed filter element and a cast back plate designed to provide maximum airflow to the throttle body. This easy-to-install air cleaner produces significant performance gains, while the stylish cover is tapered for added leg clearance. This complete kit includes low-profile air cleaner cover, high-flow filter element, cast aluminum back plate, diamond-cut Screamin' Eagle® medallion and all required installation hardware. Protective Rain Sock is included. 50-State U.S. EPA compliant.

Fits '18-later Softail®, and '17-later Touring and Trike models. All models require ECM calibration with Screamin' Eagle Pro Street Tuner for proper installation. ECE compliant on '17-later CVO™ Touring models. Pending approval for use in California on '21-'22 models. Refer to H-D.com/shop for status.

29400299 Chrome.

29400298 Gloss Black.

F. DEFIANCE COLLECTION VENTILATOR AIR CLEANER TRIM – MILWAUKEE-EIGHT ENGINE

This forged and machined Defiance Air Cleaner Trim kit adds a premium touch to the Milwaukee-Eight® Ventilator Air Cleaner. The billet-style band with deep longitudinal lines and H-D logo wraps the center section of the Ventilator Air Cleaner face plate for a contemporary look. The Defiance Air Cleaner Trim is available in your choice of chrome, machine cut anodized black or full black finishes. Kit includes trim band and mounting hardware. Protective Rain Sock P/N 29400177 or 29762-09 is available separately.

Fits '18-later Softail, and '17-later Touring and Trike models equipped with Ventilator Air Cleaner P/N 29400298 or 29400299. Also fits '18-later Softail models with 114Cl engines and '17-later CVO touring models with Original Equipment Ventilator Air Cleaner with separate purchase of Air Filter P/N 29400293.

61300768 Chrome.

61300769 Gloss Black Anodized.

61300770 Gloss Black with Highlights.

Street legal and/or street compliant statements refer to product meeting 50-State emissions and noise standards in the United States.

The street legal and/or street compliant statements may not apply to markets outside of the United States.

Street legal and/or street compliant statements refer to product meeting 50-State emissions and noise standards in the United States.

The street legal and/or street compliant statements may not apply to markets outside of the United States.

MILWAUKEE-EIGHT

16 SCREAMIN' EAGLE®

Milwaukee-Eight® Stage I Upgrade

A. SCREAMIN' EAGLE® ROUND EXTREME-FLOW AIR CLEANER – CENTER BOLT

The open-face filter design of the Screamin' Eagle® Extreme-Flow Air Cleaner Kit provides 60% more filtered surface area to flow 11% more air than a traditional perimeter high-flow filter. When combined with the smooth radius die-cast back plate, this open filter can feed a large displacement engine with an unobstructed flow of clean air. While sized to fit behind Original Equipment or accessory center-bolt air cleaner covers, the deep open-face filter provides maximum airflow and style when paired with a matching open-face air cleaner trim option. Kit includes the gloss-black finished die-cast back plate with laser-engraved Screaming Eagle logo, an open-face washable oiled-cotton filter element, and all required installation gaskets and hardware. Optional Rain Sock P/N 29400363 is available to protect the exposed element in inclement weather. 50-State U.S. EPA compliant (except FL/SB).

29400357 Extreme Open-Face Filter. Fits '18-later Softail® and '17-later Touring and Trike models. '17-later Touring and Trike models require separate purchase of accessory round air cleaner cover or trim. Not compatible with air cleaner cover on CVO™ Touring models. All models require ECM calibration with Screamin' Eagle Pro Street Tuner for proper installation. Pending approval for use in California on '21-'22 models. Refer to H-D.com/shop for status.

B. SCREAMIN' EAGLE ROUND HIGH-FLOW AIR CLEANER – CENTER BOLT

The Screamin' Eagle High-Flow Air Cleaner Kit provides increased airflow to boost the power of your Milwaukee-Eight® engine equipped model. The one-piece cast back plate is system-matched to the throttle body to deliver a smooth uninterrupted flow, and shaped to permit air to enter around the entire perimeter of the air cleaner housing. The back plate is topped with a washable perimeter-flow oiled-cotton filter element that captures debris while passing significantly more air than the stock filter. This High Flow Air Cleaner can be dressed with most round Original Equipment or accessory center-bolt air cleaner covers. Or choose to flaunt your performance gains with the open element look, and finish it off with custom Air Cleaner Trim from one of the Harley-Davidson® decorative collections. This kit includes air cleaner element, gloss black back plate with laser-engraved Screaming Eagle logo, breather and all required hardware. Optional Rain Sock P/N 29400363 is available to protect the exposed element in inclement weather. 50-State U.S. EPA compliant.

29400355 Fits '18-later Softail® and '17-later Touring and Trike models. '17-later Touring and Trike models require separate purchase of accessory round air cleaner cover or trim. Not compatible with air cleaner cover on CVO™ Touring models. All models require ECM calibration with Screamin' Eagle® Pro Street Tuner for proper installation. Pending approval for use in California on '21-'22 models. Refer to H-D.com/shop for status.

C. SCREAMIN' EAGLE ROUND HIGH-FLOW AIR CLEANER – PERIMETER BOLT

Feed your engine more air while maintaining the fresh-from-the-factory look. Designed to accept the Original Equipment Softail perimeter-bolt air cleaner cover, this Screamin' Eagle High-Flow Air Cleaner Kit allows free breathing and unobstructed airflow to your Milwaukee-Eight® engine. The die-cast back plate is sized to permit airflow around the entire perimeter of the air cleaner. Your engine gets more air, and you feel more power throughout the rev range. The back plate features 5 threaded lugs that accept the perimeter-bolt air cleaner cover, and a chamfered throat that allows smooth flow into the throttle body. The kit includes the gloss-black finished die-cast back plate, a perimeter-flow washable oiled-cotton filter element, all required installation gaskets and hardware and a laser-engraved Screamin' Eagle logo to finish the look. Optional Rain Sock P/N 29400363 is available to protect the exposed element in inclement weather. 50-State U.S. EPA compliant.


29400356 Fits '18-later FLFB, FL/SB, FXBB, FXBR, FXBRS and FXFB and '18-'19 FXBRS models with Original Equipment perimeter-bolt air cleaner cover. Not recommended for use with center-bolt air cleaner covers or trim. All models require ECM calibration with Screamin' Eagle® Pro Street Tuner for proper installation. Pending approval for use in California on '21-'22 models. Refer to H-D.com/shop for status.

Street legal and/or street compliant statements refer to product meeting 50-State emissions and noise standards in the United States.

The street legal and/or street compliant statements may not apply to markets outside of the United States.




AIR CLEANER FILTER ELEMENT COMPARISON



A. SCREAMIN' EAGLE ROUND EXTREME-FLOW AIR CLEANER – CENTER BOLT



B. SCREAMIN' EAGLE ROUND HIGH-FLOW AIR CLEANER – CENTER BOLT



C. SCREAMIN' EAGLE ROUND HIGH-FLOW AIR CLEANER – PERIMETER BOLT



D. SCREAMIN' EAGLE ROUND AIR CLEANER COVER – RATCHET




E. SCREAMIN' EAGLE ROUND AIR CLEANER COVER – CALIBRE



F. AIR CLEANER TRIM KITS – BRASS COLLECTION



F. AIR CLEANER TRIM KITS – DARK CUSTOM



F. AIR CLEANER TRIM KITS – #1 SKULL



F. AIR CLEANER TRIM KITS – WILLIE G SKULL – CHROME



F. AIR CLEANER TRIM KITS – AIRFLOW



F. AIR CLEANER TRIM KITS – LIVE TO RIDE

SCREAMIN' EAGLE® 17

High-Flow Round Air Cleaner Covers

D. SCREAMIN' EAGLE® ROUND AIR CLEANER COVER – RATCHET

The Ratchet Air Cleaner Cover trims the face of the Screamin' Eagle® Round Air Cleaner filter in style. Ideal for use with Extreme open face filters, the forged aluminum cover wraps the leading edge of the filter element, covering the rubber gasket without restricting the airflow. The Ratchet Cover is finished in rich black, and features a center bar with Screamin' Eagle script and a lugged outer ring. The kit includes a black filler plate to cover the unfinished face of standard High Flow filter for a clean blacked-out appearance.

61300845 Fits '18-later Softail® and '17-later Touring and Trike models equipped with Screamin' Eagle round High Flow Air Cleaner.

E. SCREAMIN' EAGLE ROUND AIR CLEANER COVER – CALIBRE

The unique open slot design of the Calibre Air Cleaner Cover maximizes style without compromising performance. Ideal for use with Extreme open face filters, the forged aluminum cover wraps the leading edge of the filter element, covering the rubber gasket without restricting the airflow. The gloss black Calibre Cover features 3 radiused slots cut into the face and a Screamin' Eagle logo prominently on display. The kit includes a black filler plate to cover the unfinished face of standard High Flow filter for a clean blacked-out appearance.

61300846 Fits '18-later Softail and '17-later Touring and Trike models equipped with Screamin' Eagle round High Flow Air Cleaner.

F. AIR CLEANER TRIM KITS

The perfect blend of performance and style. Available in a wide variety of styles, this bolt-on Air Cleaner Trim is sized to cover the face of most Screamin' Eagle Round High-Flow Air Cleaners. You can continue the look of your custom collection while maximizing air flow to the engine. Model-specific rain socks are available to protect the open element during inclement weather.

Fits Evolution® 1340 models, '99-'08 Dyna®, '00-'15 Softail (except FLS, FLSS, FLSTSB, and FXS) and '99-'13 Touring and Trike models equipped with oval-shaped Original Equipment air cleaner cover. Also fits models equipped with Screamin' Eagle Round High-Flow Air Cleaner Kits with separate purchase of Rain Sock Kit P/N 28728-10 or Air Cleaner Trim Installation Kit P/N 12400158.

61400339	Brass Collection.
61300057	Dark Custom™ Collection.
27956-10	Number One Skull Collection.
29400366	Willie G Skull – Black.
29417-04	Willie G Skull – Chrome.
61400323	Airflow Collection.
29328-99	Live To Ride Collection – Gold.

Also available: (not shown)
SCREAMIN' EAGLE AIR CLEANER RAIN SOCK
 Protect your exposed-element air cleaner during inclement weather. This mesh cover stretches over the filter to repel moisture that could damage the filter and be drawn into the engine. The breathable cover does not significantly reduce air flow to the engine.

29400363 For Round High-Flow Filter. Fits '18-later Softail and '17-later Touring and Trike models equipped with Screamin' Eagle High-Flow Air Cleaners with round perimeter flow air cleaner element.

29493-05A For Heavy Breather Filter. Fits models equipped with Screamin' Eagle Heavy Breather Air Cleaner Kits (except Compact Heavy Breather P/N 28716-10, Heavy Breather Elite P/N 29400173, 29400172 or 29400285, and Milwaukee-Eight® Heavy Breather P/N 29400263 or 29400264).

Street legal and/or street compliant statements refer to product meeting 50-State emissions and noise standards in the United States.

The street legal and/or street compliant statements may not apply to markets outside of the United States.

18 SCREAMIN' EAGLE®

Round Air Cleaner Covers

120TH ANNIVERSARY DECORATIVE COMPONENTS

Celebrate 120 years of Harley-Davidson® pride and craftsmanship. This easy-to-install accessory trim is also standard equipment on the limited-edition Harley-Davidson® 120th Anniversary models. Handsome red fade finish with subtle gold and black accents.

A. 120TH ANNIVERSARY AIR CLEANER TRIM – STANDARD

Gloss Red fade finish that indicates 114 cubic inch displacement.

61301326

Fits '17-later Touring and Trike models with Original Equipment wedge shaped air cleaner cover. Does not fit CVO™ models.

B. 120TH ANNIVERSARY AIR CLEANER TRIM – VENTILATOR

Gloss Red fade finish that indicates 114 cubic inch displacement.

61301327

Fits '18-later Softail® and '17-later Touring and Trike models equipped with Ventilator Air Cleaner P/N 29400298 or 29400299. Also fits '18-later Softail models with 114CI engines and '17-later CVO touring models with Original Equipment Ventilator Air Cleaner with separate purchase of Air Filter P/N 29400293.

C. AIR CLEANER TRIM – BRUSHED ALUMINUM

Show off your Milwaukee-Eight® engine's displacement with pride. Available for 107- and 114-cubic-inch engines, this brushed aluminum and black trim is the perfect complement to chrome or black engine finishes. This easy-to-install self-adhesive formed aluminum trim fits perfectly into the recessed face of the Softail models Original Equipment perimeter bolt air cleaner cover.

61300788 107 Logo.

Fits '18-later FLFB, FLSB, FXBB, FXBR and FXFB models with Original Equipment perimeter bolt air cleaner cover.

D. BOBBER-STYLE ROUND AIR CLEANER COVER

Low-profile round air cleaner cover adds an attractive nostalgic look to any bike's profile. This cover can be accented with your choice of stylish air cleaner trim collections (sold separately) for a personalized look. The cover features a cut-away bottom design that exposes the filter element to maximize the airflow when installed with a Screamin' Eagle® High-Flow Air Cleaner Kit.

Fits '12-'16 XL1200V and '11-'15 FLS and FXS models with Original Equipment round air cleaner. Also fits models equipped with Screamin' Eagle Round High-Flow Air Cleaner Kits.

61300120 Chrome.

61300128 Gloss Black.



A. 120TH ANNIVERSARY AIR CLEANER TRIM – STANDARD



B. 120TH ANNIVERSARY AIR CLEANER TRIM – VENTILATOR



C. AIR CLEANER TRIM – BRUSHED ALUMINUM



D. BOBBER-STYLE ROUND AIR CLEANER COVER – CHROME



D. BOBBER-STYLE ROUND AIR CLEANER COVER – GLOSS BLACK



E. SCREAMIN' EAGLE WEDGE HIGH-FLOW AIR CLEANER



E. SCREAMIN' EAGLE WEDGE HIGH-FLOW AIR CLEANER – CHROME



E. SCREAMIN' EAGLE WEDGE HIGH-FLOW AIR CLEANER – BLACK



F. MILWAUKEE-EIGHT ENGINE AIR CLEANER COVER – GLOSS BLACK

19 SCREAMIN' EAGLE®

Milwaukee-Eight® Stage I Upgrade

E. SCREAMIN' EAGLE® WEDGE HIGH-FLOW AIR CLEANER

Screamin' Eagle® High-Flow Air Cleaner Kits allow free breathing and unobstructed airflow to your Milwaukee-Eight® engine—while maintaining a subtle Original Equipment look. These kits feature a die-cast back plate sized to provide an open-element function that permits airflow around the entire perimeter of the air cleaner and through the ram air opening at the front. Your engine gets more air, and you feel more power throughout the rev range. Kit includes the die-cast back plate, a high-flow oiled-cotton filter element, all required installation gaskets and hardware and a diamond-cut Screamin' Eagle medallion to finish the look. Kits are available with your choice of chrome or textured black back plate to match your customizing style. 50-State U.S. EPA compliant.

Fits '17-later Touring and Trike models equipped with wedge style air cleaner. Not compatible with air cleaner cover on CVO™ Touring models. All models require ECM calibration with Screamin' Eagle® Pro Street Tuner for proper installation. ECE compliant on '17-later CVO™ Touring models. Pending approval for use in California on '21-'22 models. Refer to H-D.com/shop for status.

29400246A Chrome.

29400245A Black.

Also available:

SCREAMIN' EAGLE AIR CLEANER MEDALLION – MILWAUKEE-EIGHT

Dress your factory air cleaner cover with a diamond-cut Screamin' Eagle medallion. Lock patch holds the medallion firmly in place and is easy to remove for access to the air cleaner hardware.

61300762

Fits '17-later Touring and Trike models equipped with Original Equipment wedge air cleaner cover. Does not fit CVO models.

F. MILWAUKEE-EIGHT® ENGINE AIR CLEANER COVER – GLOSS BLACK

Complete the blacked-out look. This Gloss Black Air Cleaner Cover adds a sinister touch without changing the signature profile of your Milwaukee-Eight engine.

61300828

Fits '17-later Touring (except CVO) and Trike models with Original Equipment wedge style air cleaner or Screamin' Eagle Wedge High-Flow Air Cleaner.

Street legal and/or street compliant statements refer to product meeting 50-State emissions and noise standards in the United States.

The street legal and/or street compliant statements may not apply to markets outside of the United States.

Street legal and/or street compliant statements refer to product meeting 50-State emissions and noise standards in the United States.

The street legal and/or street compliant statements may not apply to markets outside of the United States.

20 SCREAMIN' EAGLE®

Milwaukee-Eight® Stage I Upgrade

A. SCREAMIN' EAGLE HIGH-FLOW EXHAUST SYSTEM – SOFTAIL MODELS

The Screamin' Eagle® High-Flow Exhaust for Softail® models provides bolt-on performance by reducing the catalyst restrictions and improving exhaust flow. This High-Flow Exhaust is optimized for use with the Screamin' Eagle 128/131 Stage IV Kits or 131 Crate Engine equipped for Softail® models with Milwaukee-Eight® engine. Maximize the horsepower and torque of your performance build when your bike needs it most, all while reducing the weight of your exhaust system by over 20 percent. Offered in durable Satin Black or Stainless finishes to complement your customization journey. Go ahead, let it rip!

- Replaces the stock head pipe and mufflers with large diameter, free-flowing head pipes and matching muffler.
- Mandrel-bent and TIG welded stainless steel headers are meticulously assembled with race shop precision for perfect fitment on your motorcycle.
- Maintains flat torque curve from cruising RPM to redline.
- 2-into-1 full exhaust system reduces weight and provides serious performance look.
- Pre-tapped for stock or wide-band O2 sensors for easy, emissions-compliant installation.
- Dial system to motorcycle by using the Screamin' Eagle® Street Performance Tuner in tune ECM specifically to match performance upgrades.

49-State U.S. EPA Compliant on select '18-later Softail® models. Refer to www.H-D.com/Shop for status.

Fits '18-later Softail models (except FXDRS, FLFB, FLFBS, FXBR, and FXBRS). Compliant 49-State, Canada, Australia, and New Zealand. Also fits '18-20 Softail models sold in Mexico. Does not fit California models.

64900828 Satin Black.


64900829 Stainless.



A. SCREAMIN' EAGLE HIGH-FLOW EXHAUST SYSTEM – SOFTAIL MODELS



A. SCREAMIN' EAGLE® SOFTAIL® MODEL HIGH-FLOW EXHAUST SYSTEM – SOFTAIL MODELS, SATIN BLACK



A. SCREAMIN' EAGLE® SOFTAIL® MODEL HIGH-FLOW EXHAUST SYSTEM – SOFTAIL MODELS, STAINLESS

NOTE: There is no warranty on exhaust pipes and mufflers with regard to any discoloration. Blueing is caused by tuning characteristics, cam timing, carburetor jetting, over-heating, etc. and is not caused by defective manufacturing.

Street legal and/or street compliant statements refer to product meeting 50-State emissions and noise standards in the United States.

The street legal and/or street compliant statements may not apply to markets outside of the United States.



B. SCREAMIN' EAGLE STREET CANNON MUFFLERS – CHROME, SHORT (SHOWN ON SOFTAIL DELUXE MODEL)



B. SCREAMIN' EAGLE STREET CANNON MUFFLERS – CHROME, LONG (SHOWN ON FAT BOY MODEL)



B. STANDARD CHROME MUFFLER END CAPS (INCLUDED WITH STREET CANNON MUFFLERS)



C. SCREAMIN' EAGLE SATIN BLACK MUFFLER END CAPS

SCREAMIN' EAGLE® 21

Milwaukee-Eight® Stage I Upgrade

B. SCREAMIN' EAGLE® STREET CANNON MUFFLERS – CHROME

Call attention to your ride without calling attention to your ride. Tuned to provide a deep bass exhaust note and great rumble throughout the RPM range, these 3.5" Street Cannon mufflers deliver the famous Harley sound while preserving the peace with your neighbors. You get a nice bark when you get on the throttle, and a deep mellow tone when cruising at constant speed. The tuned baffles work with the internal high-flow catalyst to strike the perfect balance required to deliver performance that you can feel in your gut. The large 3.5" diameter Street Cannons provide free flow of exhaust gases with just the right amount of back pressure for a smooth-running ride. Mufflers include matching chrome end caps with subtle engraved Screamin' Eagle logo. Looking to black out your ride? Optional satin black wrap-around muffler shields and end caps are available to complete the look.

64900636 Short – Domestic. Fits '18-later FLDE, FLHC and FLHCS models. Includes chrome muffler end caps. Installation requires separate purchase of Muffler Clamps P/N 65900012 (Qty 2) and Exhaust Gaskets P/N 65900017 (Qty 2). All models require ECM calibration with Screamin' Eagle Pro Street Tuner (sold separately). Pending approval for use in California on '21-'22 models. Refer to H-D.com/shop for status.

64901192 Short – ECE Certified. Designed for International markets that require ECE certified mufflers. Fits '21-later FLDE, FLHC and FLHCS models. Includes chrome muffler end caps. Installation requires separate purchase of Muffler Clamps P/N 65900012 (Qty 2) and Exhaust Gaskets P/N 65900017 (Qty 2).

64900638 Short – ECE Certified. Designed for International markets that require ECE certified mufflers. Fits '18-'20 FLDE, FLHC and FLHCS models. Includes chrome muffler end caps. Installation requires separate purchase of Muffler Clamps P/N 65900012 (Qty 2) and Exhaust Gaskets P/N 65900017 (Qty 2).

64900690 Long – Domestic. Fits '18-later FLFB, FLFBS, FLSL, FXBB, FXBBS, FXBR, FXBRS, FXLR, FXLRS, FXLRST and FXST models. Includes chrome muffler end caps. Installation requires separate purchase of Muffler Clamps P/N 65900012 (Qty 2) and Exhaust Gaskets P/N 65900017 (Qty 2). All models require ECM calibration with Screamin' Eagle® Pro Street Tuner (sold separately). Pending approval for use in California on '21-'22 models. Refer to H-D.com/shop for status.

64901193 Long – ECE Certified. Designed for International markets that require ECE certified mufflers. Fits '21-later FLFB, FLFBS, FLSL, FXBB, FXBBS, FXBR, FXBRS, FXLR, FXLRS, FXLRST and FXST models. Includes chrome muffler end caps. Installation requires separate purchase of Muffler Clamps P/N 65900012 (Qty 2) and Exhaust Gaskets P/N 65900017 (Qty 2).

64900691 Long – ECE Certified. Designed for International markets that require ECE certified mufflers. Fits '18-'20 FLFB, FLFBS, FLSL, FXBB, FXBBS, FXBR, FXBRS, FXLR, FXLRS, FXLRST and FXST models. Includes chrome muffler end caps. Installation requires separate purchase of Muffler Clamps P/N 65900012 (Qty 2) and Exhaust Gaskets P/N 65900017 (Qty 2).

C. MUFFLER END CAPS – 3.5" SATIN BLACK

These easy-to-install caps allow you to finish your Softail® 3.5" Screamin' Eagle Street Cannon mufflers your way. Sold in pairs these Satin Black end caps feature a subtle engraved Screamin' Eagle script for a clean look. Installation hardware included.

65100153

Fits '18-later Softail® models equipped with Screamin' Eagle Street Cannon Mufflers P/N 64900636, 64900638, 64900690 or 64900691.

NOTE: There is no warranty on exhaust pipes and mufflers with regard to any discoloration. Blueing is caused by tuning characteristics, cam timing, carburetor jetting, over-heating, etc. and is not caused by defective manufacturing.

Street legal and/or street compliant statements refer to product meeting 50-State emissions and noise standards in the United States.

The street legal and/or street compliant statements may not apply to markets outside of the United States.

22 SCREAMIN' EAGLE®

Milwaukee-Eight® Stage I Upgrade

A. SCREAMIN' EAGLE® STREET® CANNON MUFFLERS – SPORT GLIDE™ MODELS

Tuned to provide a deep bass exhaust note and great rumble throughout the RPM range, this 4.5" Street Cannon muffler delivers the famous Harley sound while preserving the peace with your neighbors. You get a nice bark when you get on the throttle, and a deep mellow tone when cruising at constant speed. The tuned baffle works with the internal high-flow catalyst to strike the perfect balance required to deliver performance that you can feel in your gut. The large 4.5" diameter Street Cannon provides free flow of exhaust gases with just the right amount of back pressure for a smooth-running ride and can be fitted with a wide variety of styled muffler end caps to provide the perfect finishing touch. Requires choice of chrome or satin black muffler shield with laser etched logo.

Fits '18-later FLSB models. Installation requires separate purchase of Muffler Shield, Muffler End Cap, Muffler Clamp P/N 65900007 (Qty 1) and Muffler Gasket P/N 65900040 (Qty 1). Requires ECM calibration with Screamin' Eagle Pro Street Tuner (sold separately). Pending approval for use in California on '21 models. Refer to H-D.com/shop for status.

64900752 Chrome.

64900754 Black.

Designed for International markets that require ECE certified mufflers. Fits '21-later FLSB models. Installation requires separate purchase of Muffler Shield, Muffler End Cap, Muffler Clamp P/N 65900007 (Qty 1) and Muffler Gasket P/N 65900040 (Qty 1).

64901190 Chrome,

64901191 Black,

Designed for International markets that require ECE certified mufflers. Fits '18-'20 FLSB models. Installation requires separate purchase of Muffler Shield, Muffler End Cap, Muffler Clamp P/N 65900007 (Qty 1) and Muffler Gasket P/N 65900040 (Qty 1).

64900756 Chrome, ECE

64900758 Black, ECE

Shown with:

MUFFLER SHIELD

Styled to hug the lines of the uniquely shaped stepped muffler design of the Screamin' Eagle Street Cannon for Sport Glide® models. Offered in both chrome and satin black and feature a subtle engraved Screamin' Eagle script for a clean look.

Fits '18-later FLSB models equipped with Screamin' Eagle Street Cannon Mufflers P/Ns 64900752, 64900754, 64900756, 64900758.

65400466 Chrome.

65400468 Black.

B. MUFFLER END CAPS – 4.5"

Fits '18-later FLSB and '17-later Touring models equipped with 4.5" Screamin' Eagle Street Cannon Mufflers. Does not fit CVO™ Touring mufflers. Sold Individually.

1. 65100165 Slash Cut – Chrome.

2. 65100166 Slash Cut – Black.

3. 65100216 Empire – Chrome.

4. 65100217 Empire – Black.

5. 65100218 Empire – Machine Cut.

6. 65100160 Two-Piece – Chrome.

7. 65100161 Two-Piece – Black.

NOTE: There is no warranty on exhaust pipes and mufflers with regard to any discoloration. Blueing is caused by tuning characteristics, cam timing, carburetor jetting, over-heating, etc. and is not caused by defective manufacturing.

Street legal and/or street compliant statements refer to product meeting 50-State emissions and noise standards in the United States.

The street legal and/or street compliant statements may not apply to markets outside of the United States.



A. SCREAMIN' EAGLE STREET CANNON MUFFLERS – SPORT GLIDE MODELS, BLACK (SHOWN WITH BLACK MUFFLER SHIELD)



A. SCREAMIN' EAGLE STREET CANNON MUFFLERS – SPORT GLIDE MODELS, CHROME (SHOWN WITH CHROME MUFFLER SHIELD)



B. MUFFLER END CAPS



C. SATIN BLACK MUFFLER SHIELDS – SHORT (SHOWN ON FLHC MODEL WITH SATIN BLACK EXHAUST SHIELDS)



D. SATIN BLACK EXHAUST SHIELD KITS



D. SATIN BLACK EXHAUST SHIELD KIT



D. SATIN BLACK COLLECTOR SHIELD – FAT BOB MODELS

SCREAMIN' EAGLE® 23

Milwaukee-Eight® Stage I Upgrade

C. SATIN BLACK MUFFLER SHIELDS

Complete the blacked-out look. These rich satin-black shields wrap the chrome Street Cannon mufflers and complete the conversion to a sinister look. Styled to hug the lines of the mufflers, the blunt-cut shields are sized to expose the muffler end cap for a custom touch. Easy-to-install kit includes front and rear shields and black mounting clamps.

65400457 Short Shields.

Fits '18-later FLDE, FLHC and FLHCS models equipped with Screamin' Eagle® Street Cannon Mufflers P/N 64900636 or 64900638.

65400461 Long Shields.

Fits '18-later FLFB, FLFBS, FLFL, FXBB, FXBBS, FXBR, FXBRS, FXLR, FXLRS, FXLRST and FXST models equipped with Screamin' Eagle® Street Cannon Mufflers P/N 64900690 or 64900691.

D. SATIN BLACK EXHAUST SHIELD KIT

Extend the custom look along the bike's entire profile. These formed steel exhaust shields are available in a unique satin black ceramic finish that complements black Screamin' Eagle Street Cannon Muffler Shields. This exhaust shield kit has survived stringent Harley-Davidson testing for durability and corrosion resistance. Manufactured to Original Equipment standards for exact fit, the easy-to-install kit includes front and rear head pipe shields.

65400458

Fits '18-later FLDE, FLHC and FLHCS models.

65400459

Fits '18-later FLFL, FXLR and FXST models.

65400460

Fits '18-later FLFB, FLFBS, FXBR and FXBRS models.

65400472

Fits '18-later FLSB, FXFB, FXFBS and '19-'20 FXDRS models.

65400480

Fits '18-'20 FLSB models.

65400481 Collector Shield.

Fits '18-later FXFB and FXFBS models.

NOTE: There is no warranty on exhaust pipes and mufflers with regard to any discoloration. Blueing is caused by tuning characteristics, cam timing, carburetor jetting, over-heating, etc. and is not caused by defective manufacturing.

Street legal and/or street compliant statements refer to product meeting 50-State emissions and noise standards in the United States.

The street legal and/or street compliant statements may not apply to markets outside of the United States.

24 SCREAMIN' EAGLE®

Milwaukee-Eight® Stage I Upgrade

A. SCREAMIN' EAGLE® STREET CANNON PERFORMANCE SLIP-ON MUFFLERS – 4.5"

Dialed in to enhance the performance of the Milwaukee-Eight® engine, these slip-on mufflers feature a large inlet for improved airflow. When teamed with a free-flowing air cleaner, these Street Cannon mufflers deliver horsepower and torque gains you can feel. The large 4.5" diameter mufflers are tuned to provide a rich exhaust note, a deep bass rumble and great throaty sound when you roll on the throttle. But to strike a balance with your neighbors, the large internal volume and strategically designed baffles help maintain the peace at partial throttle. The large-diameter body adds a muscular look to your ride, and the newly designed mounts keep the mufflers tucked in close to the bags for a clean profile and can be fitted with a wide variety of styled muffler end caps to provide the perfect finishing touch.

Fits '17-later Touring models. Does not fit Trike models. Installation requires separate purchase of Muffler Clamps P/N 65900012 and 65900015. Requires separate purchase of end caps. All models require ECM calibration with Screamin' Eagle® Pro Street Tuner for proper installation. Pending approval for use in California on '21-'22 models. Refer to H-D.com/shop for status.

64900552A Chrome.

64900553B Satin Black.

Fits '21-later Touring Models. Does not fit Trike models. Designed for International markets that require ECE-certified mufflers. Include matching Two-Piece Muffler end caps. Installation requires separate purchase of Muffler Clamps P/N 65900012 and 65900015.

64901208 Chrome.

64901205 Satin Black.

Fits '17-'20 Touring models. Does not fit Trike models. Designed for International markets that require ECE certified mufflers. Includes matching Two-piece Muffler end caps. Installation requires separate purchase of Muffler Clamps P/N 65900012 and 65900015.

64900555A Chrome – ECE Certified.

64900554B Satin Black – ECE Certified.

B. SATIN BLACK EXHAUST SHIELD KIT

These formed steel exhaust shields feature a unique black coating that complements the finish of the Screamin' Eagle black slip-on mufflers. The rich black coating maintains its uniform black finish and has survived stringent Harley-Davidson testing for durability and corrosion resistance. Manufactured to Original Equipment standards for exacting fit, the easy-to-install kit includes front and rear head pipe shields.

65400285A

Fits '17-later Touring and Trike models.

NOTE: There is no warranty on exhaust pipes and mufflers with regard to any discoloration. Blueing is caused by tuning characteristics, cam timing, carburetor jetting, over-heating, etc. and is not caused by defective manufacturing.

Street legal and/or street compliant statements refer to product meeting 50-State emissions and noise standards in the United States.

The street legal and/or street compliant statements may not apply to markets outside of the United States.



A. SCREAMIN' EAGLE STREET CANNON PERFORMANCE SLIP-ON MUFFLERS – 4.5" – CHROME (SHOWN WITH CHROME TWO-PIECE END CAPS)



A. SCREAMIN' EAGLE STREET CANNON PERFORMANCE SLIP-ON MUFFLERS – 4.5" – SATIN BLACK (SHOWN WITH SATIN BLACK TWO-PIECE END CAPS)



B. SATIN BLACK EXHAUST SHIELD KIT



C. TWO-PIECE MUFFLER END CAP KIT – 4.5" – CHROME



D. MUFFLER END CAP KIT – 4.5" – BLUNT - STAINLESS



E. EMPIRE COLLECTION MUFFLER END CAP KIT – CHROME



E. EMPIRE COLLECTION MUFFLER END CAP KIT – SATIN BLACK



F. BLUNT SLASH UP/DOWN/OUT MUFFLER END CAP KIT – 4.5" – CHROME



C. TWO-PIECE MUFFLER END CAP KIT – 4.5" – SATIN BLACK



D. MUFFLER END CAP KIT – 4.5" – SLASH UP/DOWN - GLOSS BLACK



E. EMPIRE COLLECTION MUFFLER END CAP KIT – MACHINE CUT



E. EMPIRE COLLECTION MUFFLER END CAPS



F. BLUNT SLASH UP/DOWN/OUT MUFFLER END CAP KIT – 4.5" – SATIN BLACK

SCREAMIN' EAGLE® 25

Milwaukee-Eight® Stage I Upgrade

C. TWO-PIECE MUFFLER END CAP KIT – 4.5"

Shaped to provide a complete finishing touch to the rear of your bike, these slash-cut end caps feature a reverse cone rolled edge for a massive solid billet look. The reverse cone opening hugs the internal slotted flash suppressor-inspired barrel for a weapons-grade style.

Fits '17-later Touring models equipped with 4.5" Screamin' Eagle Street Cannon Mufflers and Screamin' Eagle High-Flow Exhaust Systems with 4.5" Street Cannon Mufflers.

65100078 Chrome.

65100076A Satin Black.

D. MUFFLER END CAP KIT – 4.5"

These easy-to-install performance end caps allow you to finish your 4.5" Screamin' Eagle® Street Cannon mufflers your way. Sold in pairs. Installation hardware included.

Fits '17-later Touring models equipped with 4.5" Screamin' Eagle Street Cannon Mufflers and Screamin' Eagle High-Flow Exhaust Systems with 4.5" Street Cannon Mufflers.

65100196 Blunt/Stainless Steel.

65100205 Slash Up/Down/Out-Gloss Black.

E. EMPIRE COLLECTION MUFFLER END CAP KIT - 4.5"

Executed in durable cast and billet aluminum, these Empire™ Collection End Caps add a captivating custom detail that complements other matching accessories.

Fits '17-later Touring models equipped with 4.5" Screamin' Eagle Street Cannon Mufflers and Screamin' Eagle High-Flow Exhaust Systems with 4.5" Street Cannon Mufflers.

65100219 Chrome.

65100219 Machine Cut.

65100220 Satin Black.

F. BLUNT SLASH UP/DOWN/OUT MUFFLER END CAP KIT – 4.5"

These easy-to-install slash-cut end caps allow you to finish your 4.5" Screamin' Eagle Street Cannon mufflers your way. Sold in pairs. Installation hardware included.

Fits '17-later Touring models equipped with 4.5" Screamin' Eagle® Street Cannon mufflers. Does not fit CVO™ Touring mufflers. Also fits High-Flow Exhaust Systems P/N's 64800059, 64800062, 65600329, 65600330, 65600331 and 65600332.

65100085 Chrome.

65100084A Satin Black.

Street legal and/or street compliant statements refer to product meeting 50-State emissions and noise standards in the United States.

The street legal and/or street compliant statements may not apply to markets outside of the United States.

26 SCREAMIN' EAGLE®

Milwaukee-Eight® Stage I Upgrade

A. SCREAMIN' EAGLE® HIGH-FLOW EXHAUST SYSTEM WITH STREET CANNON MUFFLERS

The Screamin' Eagle® High-Flow Exhaust system provides bolt-on performance by reducing the catalyst restrictions and improving exhaust flow. This exhaust system is optimized for use with Screamin' Eagle Stage Kit-equipped Milwaukee Eight® engines. The complete exhaust system starts with race-shop constructed oversized mandrel-bent and hand TIG-welded stainless steel head pipes, and flows through a unique crossover to improve the flow of spent cylinder gasses. The large inlet 4.5" Street Cannon mufflers feature baffles that are optimized for aggressive performance and sound under acceleration, and deliver a rich mellow note. The combination of tuned-flow headers and Street Cannon mufflers with relocated catalyst maximizes horsepower, maintains solid midrange torque and manages heat. The proof is in the horsepower and torque numbers. Dial the system to your motorcycle by using the Screamin' Eagle Pro Street Tuner to tune your ECM specifically to match your performance upgrades. The complete system includes exhaust headers pre-tapped for standard or Screamin' Eagle wide-band O2 sensors, large 4.5" diameter Street Cannon mufflers, and matching exhaust heat shields. Complete the look with your choice of custom muffler end caps (sold separately). This High-Flow Exhaust System is designed to pair with a 128CI or 131CI Stage IV Kit or Crate Engine to ensure maximum performance. 49-State U.S. EPA compliant. Refer to www.H-D.com/Shop for status.

Fits '17-later Touring models. Does not fit Trike models. Does not fit with Dominion™ Transmission Side Covers. Separate purchase of Screamin' Eagle 4.5" endcaps required. All models require ECM calibration with Screamin' Eagle Pro Street Tuner for proper installation. See Dealer for details. Does not fit California models.

65600330 Gloss Black with Gloss Black Mufflers.

65600331 Chrome with Chrome Mufflers.

65600332 Satin Black with Satin Black Mufflers.



A. SCREAMIN' EAGLE HIGH-FLOW EXHAUST SYSTEM WITH STREET CANNON MUFFLERS GLOSS BLACK WITH GLOSS BLACK MUFFLERS



A. SCREAMIN' EAGLE HIGH-FLOW EXHAUST SYSTEM WITH STREET CANNON MUFFLERS CHROME WITH CHROME MUFFLERS



A. SCREAMIN' EAGLE HIGH-FLOW EXHAUST SYSTEM WITH STREET CANNON MUFFLERS SATIN BLACK WITH SATIN BLACK MUFFLERS

NOTE: There is no warranty on exhaust pipes and mufflers with regard to any discoloration. Blueing is caused by tuning characteristics, cam timing, carburetor jetting, over-heating, etc. and is not caused by defective manufacturing.

Street legal and/or street compliant statements refer to product meeting 50-State emissions and noise standards in the United States.

The street legal and/or street compliant statements may not apply to markets outside of the United States.

SCREAMIN' EAGLE® 27

Milwaukee-Eight® Stage I Upgrade

B. SCREAMIN' EAGLE® STREET CANNON PERFORMANCE SLIP-ON MUFFLERS

Cue the orchestra. We tuned these mufflers to provide an exhaust note with some extra deep bass. You get the rumble you want and enhance that famous Harley sound, while preserving the peace with your neighbors. The tuned baffles work with the large internal volume to strike the perfect balance required to deliver performance that you can feel in your gut. The large 4.0" diameter Street Cannons provide free flow of exhaust gases with just the right amount of back pressure for a smooth-running ride. The die-cast Screamin' Eagle® medallion adds a rich touch to your bike's profile and a large selection of end cap designs are available (sold separately) to provide the perfect finishing touch. 50-State U.S. EPA compliant.

Fits '09-'16 Touring and '09-later Trike models (except CVO™ models and '10 FLHX and FLTRX models). Installation requires separate purchase of 4" end caps and Muffler Clamps P/N 65296-95A (Qty 2). All models require ECM calibration for proper installation. '17-later Trike models require recalibration with Screamin' Eagle Pro Street Tuner (sold separately).

64900186B Chrome.

64900187B Jet Black.



B. SCREAMIN' EAGLE STREET CANNON PERFORMANCE SLIP-ON MUFFLERS (SHOWN WITH SLASH UP/DOWN/OUT END CAPS)

C. MUFFLER END CAPS – 4"

These End Cap Kits allow you to personalize your Screamin' Eagle Street Performance Touring Mufflers. Available in your choice of styles, these easy-to-install caps are dressed with the same finish as the mufflers and exhaust shields for a consistent look front to back. Sold in pairs, the kit includes all required mounting hardware.

Fits '09-'16 Touring and '09-later Trike models equipped with Screamin' Eagle Street Cannon Touring 4" End Cap Mufflers. Does not fit 4" CVO Touring mufflers.

65100062 Short Slash.

65100016 Revolver.

65100019 Slash Up/Down/Out.

65100017 Fishtail.

80611-09 Blunt Revolver.



C. MUFFLER END CAPS – 4"

NOTE: There is no warranty on exhaust pipes and mufflers with regard to any discoloration. Blueing is caused by tuning characteristics, cam timing, carburetor jetting, over-heating, etc. and is not caused by defective manufacturing.

Street legal and/or street compliant statements refer to product meeting 50-State emissions and noise standards in the United States.

The street legal and/or street compliant statements may not apply to markets outside of the United States.

THE BASICS

- Choose a **TORQUE CAM** or **POWER CAM** based on riding style
- A performance cam increases both the lift in the valve train (pushing the valve open farther) and the duration of the valve opening (how long the valve stays open)

When installed by an authorized Harley-Davidson® Dealer within 60 days of the vehicle purchase, compliant kits do not impact the vehicle's limited warranty.



A. SCREAMIN' EAGLE® MILWAUKEE-EIGHT® STAGE II – TORQUE KIT (CHROME COVERS SHOWN)



B. SCREAMIN' EAGLE MILWAUKEE-EIGHT STAGE II – POWER KIT (GLOSS BLACK COVERS SHOWN)

A. SCREAMIN' EAGLE® MILWAUKEE-EIGHT® STAGE II – TORQUE KIT

This kit was developed for the budget-minded rider who wants to experience crisp throttle response and acceleration he or she can feel at slower speeds. The 5% increase in torque can be felt immediately off the line and continues to build by up to a 14% increase @ 4500 RPM – the ideal power band for passing slow-moving vehicles.

- SE8-447 Cam**
- Delivers enhanced torque and horsepower in the low to mid RPM range
 - Produces passing power without a downshift or high revs
 - Minimally invasive, only requiring opening of the cam chest
 - Retains Original Equipment Factory Warranty

Fits '18-later Softail® and '17-later Touring and Trike models. Not intended for use on '18-later CVO™ Touring and Trike models. Not intended for use on Touring and Softail Models equipped with an OE 117 Engine. Requires separate purchase of Cam Drive Retention Kit P/N 25566-06. Installation may require Cam Spacer Kit P/N 25928-06. For '17-'18 Touring models, installation of Oil Pump Cover P/N 62400206 is recommended (sold separately). All models require ECM calibration with Screamin' Eagle® Pro Street Tuner for proper installation. See Dealer for details. Does not fit '22 California models. Refer to H-D.com/shop for status.

- 92500047** Chrome Covers.
92500074 Gloss Black Covers.

Fits '18-'22 California Softail and '17-'22 California Touring and California Trike models. Not intended for use on 18-later CVO models or models equipped with an OE 117ci engine. Requires separate purchase of Cam Drive Retention Kit P/N 25566-06. Installation may require Cam Spacer Kit P/N 25928-06. For '17-'18 Touring models, installation of Oil Pump Cover P/N 62400206 is recommended (sold separately). All models require ECM calibration with Screamin' Eagle Pro Street Tuner for proper installation.

- 92500127** Chrome.
92500129 Gloss Black.

THE PERFORMANCE

TORQUE KIT

- The rider will feel up to a 15% increase in performance in the low to mid RPM range
- Experience crisp throttle response and acceleration that can be felt at slower speeds, perfect for passing slow moving vehicles without downshifting

POWER KIT

- The rider will feel up to a 25% increase in performance in the mid to upper RPM range
- Experience an adrenaline-pumping burst of speed while heading toward the red line



TORQUE



B. SCREAMIN' EAGLE MILWAUKEE-EIGHT STAGE II – POWER KIT

This kit was developed for the budget-minded rider who wants to experience that adrenaline-pumping burst of speed while heading toward the red line. The additional power starts to build @ 3000 RPM and continues to build by up to 24% at redline. Riding the bike aggressively will require downshifting to lower gears to keep the engine operating in the higher RPM range.

- SE8-462 Cam**
- Ideal for riders looking for excitement and willing to ride in the upper RPM range
 - Produces greater acceleration in the mid and upper RPM range
 - Minimally invasive, only requiring opening of the cam chest
 - Retains Original Equipment Factory Warranty

Fits '18-later Softail® and '17-later Touring models. Does not fit Trike models. Requires separate purchase of Cam Drive Retention Kit P/N 25566-06. Installation may require Cam Spacer Kit P/N 25928-06. For '17-'18 Touring models, installation of Oil Pump Cover P/N 62400206 is recommended (sold separately). All models require ECM calibration with Screamin' Eagle® Pro Street Tuner for proper installation. See Dealer for details. Does not fit '22 California models. Refer to H-D.com/shop for status.

- 92500058** Chrome Covers.
92500075 Gloss Black Covers.

Fits '18-'22 California Softail and '17-'22 California Touring models. Does not fit California Trike models. Requires separate purchase of Cam Drive Retention Kit P/N 25566-06. Installation may require Cam Spacer Kit P/N 25928-06. For '17-'18 Touring models, installation of Oil Pump Cover P/N 62400206 is recommended (sold separately). All models require ECM calibration with Screamin' Eagle Pro Street Tuner for proper installation.

- 92500128** Chrome.
92500130 Gloss Black.

C. MILWAUKEE-EIGHT® PERFORMANCE CAMS

- Screamin' Eagle® SE8-447 Cam – Torque**
- Enhanced torque in the low to mid RPM band
 - Ideal for a fully loaded bike
 - Increased horsepower in the mid RPM range
 - Responds well to roll-on throttle application
 - Crisp throttle response and acceleration at lower speeds
 - Can be used with stock valve springs

Fits '18-later Softail® and '17-later Touring and Trike models. Requires separate purchase of Cam Drive Retention Kit P/N 25566-06. Installation requires removal of rocker box covers and rocker arms or installation of adjustable push-rods. Installation may require Cam Spacer Kit P/N 25928-06. All models require ECM calibration with Screamin' Eagle® Pro Street Tuner for proper installation. Pending Regulatory approval for '21-later models. Refer to product information at www.H-D.com/shop for status.

- Screamin' Eagle SE8-462 Cam – Power**
- Improved power in mid and upper RPM band
 - Ideal for a fully loaded bike
 - Thrilling acceleration and crisp throttle response
 - Ideal for rider who likes to downshift and twist the throttle
 - Responds well to aggressive throttle application
 - Can be used with stock valve springs

Fits '18-later Softail® and '17-later Touring models. Requires separate purchase of Cam Drive Retention Kit P/N 25566-06. Installation may require Cam Spacer Kit P/N 25928-06. All models require ECM calibration with Screamin' Eagle® Pro Street Tuner for proper installation. Pending Regulatory approval for '20-later models. Refer to product information at www.H-D.com/shop for status.

- Screamin' Eagle SE8-498 Cam – Power**
- Replacement cam for models equipped with Screamin' Eagle® Milwaukee-Eight® Stage III Kits.

- Improved acceleration on the straightaway
- Ideal for lighter bike with bigger displacement
- Exhilarating acceleration at high engine speeds.
- Responds well to a healthy twist of the throttle
- High-lift profile for complete filling of cylinders
- Requires Performance Valve Springs P/N 18100080

- Screamin' Eagle SE8-515 Cam**
- Replacement cam for models equipped with Screamin' Eagle Milwaukee-Eight 114 or 117ci Stage IV kits.

- Hard acceleration off the line
- Improved mid-range and high RPM horsepower
- Stump-pulling torque throughout the RPM band
- Significant increase in rear wheel torque and power
- High lift and long duration for complete cylinder filling
- Requires Performance Valve Springs P/N 18100080

Screamin' Eagle SE8-517 Cam

Developed for Milwaukee-Eight® 128CI and 131CI Stage IV kits, this high-performance cam enhances efficient filling of the cylinder at the optimum timing. Offered as a stand-alone component for the engine builder looking to develop a custom performance recipe, it provides premium mid- to upper-range power.

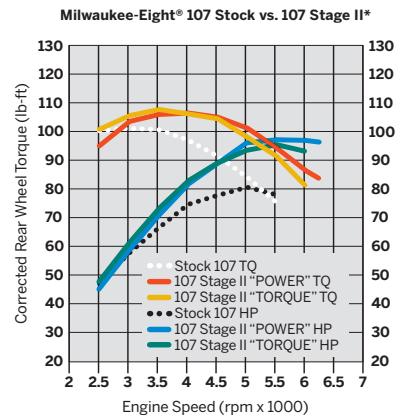
Replacement cam for models equipped with Screamin' Eagle Milwaukee-Eight 128 or 131CI Stage IV kits.

25400201

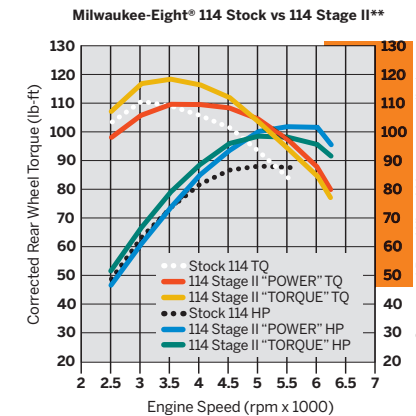
Description	Part Number	Lift @ Valve Intake/Exhaust	Duration @ .050" Intake/Exhaust	Timing @ .050" Lift Open/Closed	TDC Lift @ Valve Intake/Exhaust
Stock	25400190	.350"/.374"	174°/199°	Intake: 7° ATDC/1° ABDC Exhaust: 33° BBDC/14° BTDC	.057"/.048"
CVO™	25400273	.432"/.445"	188°/212°	Intake: 11° ATDC/19° ABDC Exhaust: 47° BBDC/15° BTDC	.044"/.044"
SE8-447 TORQUE	25400199	.447"/.462"	197°/217°	Intake: 0° ATDC/17° ABDC Exhaust: 42° BBDC/5° BTDC	.080"/.064"
SE8-462 POWER	25400200	.462"/.463"	197°/235°	Intake: 7° ATDC/24° ABDC Exhaust: 53° BBDC/2° BTDC	.057"/.086"
SE8-498 POWER Included in Stage III Kit	25400202	.498"/.491"	209°/247°	Intake: 4° ATDC/33° ABDC Exhaust: 60° BBDC/7° BTDC	.065"/.103"
SE8-515 POWER Included in Stage IV Kit	25400201	Front Cylinder .515"/.513"	Front Cylinder 227°/249°	Front Cylinder Intake: 2° BTDC/45° ABDC Exhaust: 62° BBDC/7° ATDC	Front Cylinder .056"/.066"
		Rear Cylinder .516"/.515"	Rear Cylinder 219°/242°	Rear Cylinder Intake: 6° ATDC/45° ABDC Exhaust: 61.5° BBDC/.5° ATDC	Rear Cylinder .036"/.052"
SE8-517 POWER Included in Stage IV Kit	25400353	Front Cylinder .515"/.513"	Front Cylinder 227°/242°	Front Cylinder Intake: 7° BTDC/40° ABDC Exhaust: 62° BBDC/7° ATDC	Front Cylinder .112"/.066"
		Rear Cylinder .515"/.513"	Rear Cylinder 227°/242°	Rear Cylinder Intake: 7° ATDC/40° ABDC Exhaust: 61° BBDC/.5° ATDC	Rear Cylinder .112"/.052"

Theoretical, based on rocker arm ratio of 1.65. Valve train components, operation temperature and tolerance stack-up will affect actual lifts.

C. SCREAMIN' EAGLE PERFORMANCE CAM SPECS



* FLHX 107 Stage II "POWER" with Ventilator A/C & Street Cannon Mufflers
* FLHX 107 Stage II "TORQUE" with Heavy Breather A/C & Street Cannon Mufflers



** FLHXSE 114 Stage II "POWER" with Ventilator A/C & Street Cannon Mufflers
** FLHXSE 114 Stage II "TORQUE" with Heavy Breather A/C & Street Cannon Mufflers

30 SCREAMIN' EAGLE®

Milwaukee-Eight® Stage II Upgrade

A. SCREAMIN' EAGLE® PREMIUM TAPERED QUICK-INSTALL ADJUSTABLE PUSHRODS

These premium pushrods are tapered for enhanced clearance at the cylinder head, allowing the use of higher-lift cams. The one-piece chrome moly tube adds rigidity and durability and the threaded adjustment feature provides easy cam installation without removing the cylinder heads or rocker boxes. To simplify adjustment, the tube features six flats, with one flat marked with a large dot for tracking the adjustment. The threaded rod features 4 flats to reduce wrench swing. Kit includes 4 pushrods and required pushrod tube covers.

Fits '18-later Softail® and '17-later Touring and Trike models.

17900073 With Black Covers.

17900058 With Chrome Covers.

B. SCREAMIN' EAGLE PERFORMANCE VALVE SPRING KIT

These performance beehive-shaped valve springs provide increased stiffness and strength in a compact design. Designed to support the installation of higher lift cams, these performance springs help maintain the stability of the valve train in high RPM conditions. Complete kit includes 8 springs, upper collars and keepers and lower collars with integral valve seals. Recommended for use with cam lifts greater than .470".

18100080

Fits '18-later Softail and '17-later Touring and Trike models.



A. SCREAMIN' EAGLE PREMIUM TAPERED QUICK-INSTALL ADJUSTABLE PUSHRODS – MILWAUKEE-EIGHT POWERTRAIN – BLACK COVERS



A. SCREAMIN' EAGLE PREMIUM TAPERED QUICK-INSTALL ADJUSTABLE PUSHRODS – MILWAUKEE-EIGHT POWERTRAIN – CHROME COVERS



B. SCREAMIN' EAGLE PERFORMANCE VALVE SPRING KIT – MILWAUKEE-EIGHT POWERTRAIN

Street legal and/or street compliant statements refer to product meeting 50-State emissions and noise standards in the United States.

The street legal and/or street compliant statements may not apply to markets outside of the United States.



32 SCREAMIN' EAGLE®

Milwaukee-Eight® Stage III Upgrade

STAGE III

A. SCREAMIN' EAGLE® MILWAUKEE-EIGHT® ENGINE STAGE III KITS

This Stage III kit has been developed for the rider looking for a solid "seat of the pants" increase you can feel every time you roll on the throttle. The bump up in displacement and compression deliver a significant increase in torque and power over stock, all the while restoring the sensation of riding solo when you're loaded down. The Stage III 107CI to 119CI upgrade delivers up to 23% more horsepower and 17% more torque and the 114CI to 122CI upgrade increases power by up to 15% and 13% more torque when compared to the Original Equipment engine configurations. Plus there's a one-year manufacturer's warranty and eligibility for coverage under factory vehicle warranty when dealer-installed within 60 days of vehicle purchase.

- Delivers increased response throughout the entire RPM range.
- Provides thrilling acceleration when twisting the throttle.
- Maintains flat torque curve from cruising RPM to redline.
- Can be installed without removing the engine from chassis.

49-State U.S. EPA Compliant on select '18-later Softail® Models. Refer to www.H-D.com/Shop for status.

Performance components include:

- Screamin' Eagle® 4.155 Big Bore Bolt-On Cylinders
- Screamin' Eagle® Forged 11.0:1 High-Compression Pistons and Rings
- Screamin' Eagle SE8-447 Torque
- Screamin' Eagle High Capacity Tappets
- Screamin' Eagle High Performance Cam Bearing
- Screamin' Eagle Stage III Timer Cover & Insert
- Multi-layer coated Head Gaskets
- Cylinder Base and Cam Cover Gaskets
- Most necessary gaskets and seals
- Appropriate 119CI or 122CI Timer Cover Medallion and Timer Cover Base

SCREAMIN' EAGLE® STAGE III - 107CI TO 119CI KIT

Fits '18-later Softail® models equipped with 107CI Milwaukee-Eight engine. FXFB models require separate purchase of Screamin' Eagle® Softail High-Flow Exhaust System P/N's 64900828 or 64900829. Requires separate purchase of Cam Drive Retention Kit P/N 25566-06. Installation may require Cam Spacer Kit P/N 25928-06. All models require ECM calibration with Screamin' Eagle Pro Street Tuner for proper installation.

92500083 Black Non-Highlighted.

92500096 Black Highlighted.

SCREAMIN' EAGLE STAGE III - 114CI OR 117CI TO 122CI KIT

Fits '18-later Softail® models equipped with 114 or 117CI Milwaukee-Eight engines. Requires separate purchase of Cam Drive Retention Kit P/N 25566-06. Installation may require Cam Spacer Kit P/N 25928-06. FXFB and FXFBS models require separate purchase of Screamin' Eagle Softail High Flow Exhaust P/N's 64900828 or 64900829. FXDR114 models require separate purchase of Header Pipe Assembly P/N 65600300. All models require ECM calibration with Screamin' Eagle Pro Street Tuner for proper installation.

92500097 Black Highlighted.



A. SCREAMIN' EAGLE® MILWAUKEE-EIGHT® ENGINE STAGE III KITS
BLACK NON-HIGHLIGHTED



A. SCREAMIN' EAGLE® MILWAUKEE-EIGHT® ENGINE STAGE III KITS
BLACK HIGHLIGHTED

Street legal and/or street compliant statements refer to product meeting 50-State emissions and noise standards in the United States.

The street legal and/or street compliant statements may not apply to markets outside of the United States.

STAGE III

SCREAMIN' EAGLE® 33

Milwaukee-Eight® Stage III Upgrade

B. SCREAMIN' EAGLE® MILWAUKEE-EIGHT® ENGINE STAGE III KITS

This Stage III kit has been developed for the rider looking for a solid "seat of the pants" increase you can feel every time you roll on the throttle. The bump up in displacement and compression deliver a significant increase in torque and power over stock, all the while restoring the sensation of riding solo when you're loaded down. The Stage III 107CI to 119CI upgrade delivers up to 23% more horsepower and 17% more torque and the 114CI to 122CI upgrade increases power by up to 15% and 13% more torque when compared to the Original Equipment engine configurations. Plus there's a one-year manufacturer's warranty and eligibility for coverage under factory vehicle warranty when dealer-installed within 60 days of vehicle purchase.

- Delivers increased response throughout the entire RPM range.
- Produces flexible roll-on passing power without a required downshift.
- Delivers excellent stop-light to freeway speed on-ramp acceleration.

49-State U.S. EPA Compliant on select '18-later Softail® and '17-later Touring models. Refer to www.H-D.com/Shop for status.

Performance components include:

- Screamin' Eagle® 4.155 Big Bore Bolt-On Cylinders
- Screamin' Eagle Forged 11.0:1 High-Compression Pistons and Rings
- Screamin' Eagle SE8-447 Torque Cam
- Screamin' Eagle High Capacity Tappets
- Screamin' Eagle High Performance Cam Bearing
- Screamin' Eagle Stage III Timer Cover & Insert
- Multi-layer coated Head Gaskets
- Cylinder Base and Cam Cover Gaskets
- Most necessary gaskets and seals
- Appropriate 119CI or 122CI Timer Cover Medallion and Timer Cover Base

SCREAMIN' EAGLE STAGE III - 107CI TO 119CI KIT

Fits '17-later Touring models equipped with 107CI Milwaukee-Eight® engine. Does not fit Trike models. Requires separate purchase of Cam Drive Retention Kit P/N 25566-06. Installation may require Cam Spacer Kit P/N 25928-06. For '17-'18 Touring models, installation of Oil Pump Cover P/N 62400206 is recommended (sold separately). '17-'19 models require separate purchase of High-Capacity Oil Pump P/N 62400247. All models require ECM calibration with Screamin' Eagle Pro Street Tuner for proper installation.

92500084 Black Highlighted.

SCREAMIN' EAGLE STAGE III - 114CI OR 117CI TO 122CI KIT

Fits '17-later Touring models equipped with 114 or 117CI Milwaukee-Eight engines. Does not fit Trike models. Requires separate purchase of Cam Drive Retention Kit P/N 25566-06. Installation may require Cam Spacer Kit P/N 25928-06. For '17-'18 Touring models, installation of Oil Pump Cover P/N 62400206 is recommended (sold separately). '17-'19 models require separate purchase of High-Capacity Oil Pump P/N 62400247 for Oil-Cooled models or 62400248 for Twin-Cooled models. All models require ECM calibration with Screamin' Eagle Pro Street Tuner for proper installation. Does not fit California models.

92500086 Black Highlighted.

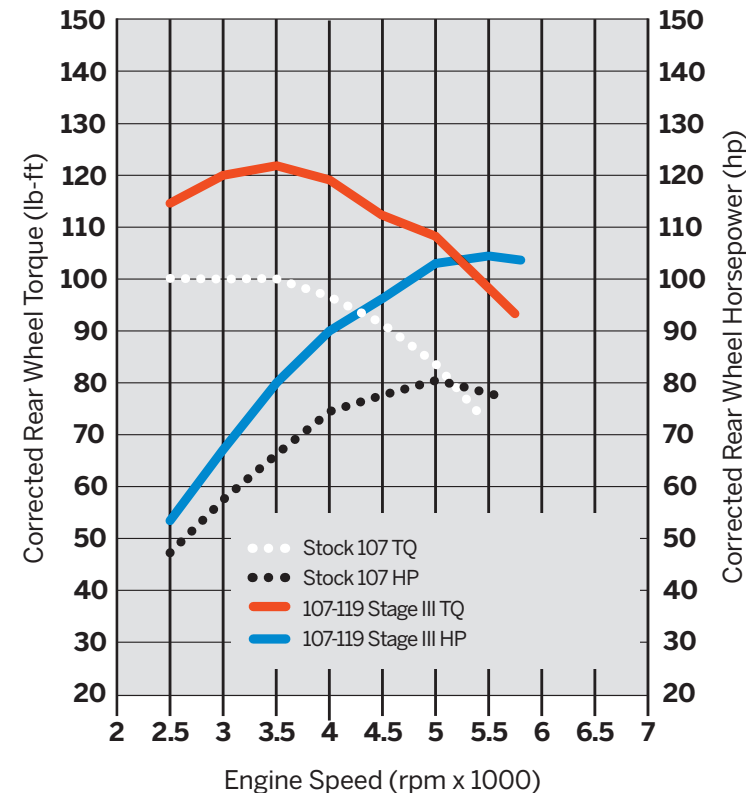
Street legal and/or street compliant statements refer to product meeting 50-State emissions and noise standards in the United States.

The street legal and/or street compliant statements may not apply to markets outside of the United States.



B. SCREAMIN' EAGLE® MILWAUKEE-EIGHT® ENGINE STAGE III KITS

Milwaukee-Eight 107 Touring Stock vs. 107-to-119 Stage III Kit w/ Street Cannons & Ventilator A/C



MILWAUKEE-EIGHT



STAGE IV

Milwaukee-Eight® Stage IV Upgrade

B. SCREAMIN' EAGLE® MILWAUKEE-EIGHT® ENGINE STAGE IV KIT – 107CI TO 128CI

This Stage IV Kit was designed to deliver maximum horsepower – all the way to the redline. Features new CNC-ported heads with 1mm bigger valves and fully machined combustion chambers. Coupled with the kit's high-lift SE8-517 cam, high compression pistons and a 64mm throttle body and intake manifold, this combination delivers a thrilling 126 ft-lb of torque and 121 HP rear-wheel output when paired with Screamin' Eagle® Street Cannon Mufflers. It's designed to run wide open at high-end RPMs and provide a significant boost of torque from cruising speed. You'll feel the difference as soon as you twist the throttle. When installed by an authorized Harley-Davidson® Dealer within 60 days of the vehicle purchase, compliant kits do not impact the vehicle's limited warranty.

- Delivers increased response throughout the entire RPM range
- Provides thrilling acceleration when twisting the throttle
- Maintains flat torque curve from cruising RPM to redline
- Can be installed without removing the engine from chassis

49-State U.S. EPA Compliant on select '17-later Touring Models.

Performance components include:

- Screamin' Eagle CNC Ported Cylinder Head with CNC machined chamber and 1mm larger valves
- 128 Stage IV Timer cover
- SE8-517 High-Lift Cam
- Forged High Compression Pistons
- Screamin' Eagle High Performance Cam Bearing
- Screamin' Eagle High Performance Tappets
- Screamin' Eagle 4.31" Steel Sleeve Cylinders
- Screamin' Eagle 64mm Throttle Body and Cast Manifold
- Screamin' Eagle High Flow Injectors (5.5 g/sec)

Fits '17-'18 Touring models equipped with air/Oil-Cooled Milwaukee-Eight 107CI engine. Does not fit Trike models. '17-'19 models require separate purchase of High-Capacity Oil Pump P/N 62400248. '17-'18 Screamin' Eagle High-Capacity Clutch Plate Kit P/N 37000258. All models require ECM recalibration with the Pro Street Tuner for proper installation.

92500077	Twin-Cooled™ Black Highlighted.
92500078	Oil-Cooled Black Highlighted.



B. SCREAMIN' EAGLE® MILWAUKEE-EIGHT® ENGINE STAGE IV KIT TWIN-COOLED -BLACK HIGHLIGHTED



B. SCREAMIN' EAGLE® MILWAUKEE-EIGHT® ENGINE STAGE IV KIT OIL-COOLED -BLACK HIGHLIGHTED

MILWAUKEE-EIGHT

Street legal and/or street compliant statements refer to product meeting 50-State emissions and noise standards in the United States.

The street legal and/or street compliant statements may not apply to markets outside of the United States.

36 SCREAMIN' EAGLE®

Milwaukee-Eight® Stage IV Upgrade

A. SCREAMIN' EAGLE® MILWAUKEE-EIGHT® ENGINE STAGE IV KIT 114CI OR 117CI TO 131CI

Go big or go home. With the largest displacement of any Harley-Davidson® Stage Kit, this 114CI to 131CI Stage IV Kit was designed to deliver maximum horsepower – all the way to the redline. Packaged with patent-protected cylinder technology, it allows for the largest bolt-on engine upgrade to any Milwaukee-Eight® motor. Features new CNC-ported heads with 1mm bigger valves and fully machined combustion chambers. Coupled with the kit's high-lift SE8-517 cam, high compression pistons and a 64mm throttle body and intake manifold, this combination delivers a thrilling 131 ft-lb of torque and 121 HP rear-wheel output when paired with Screamin' Eagle® Street Cannon Mufflers. It's designed to run wide open at high-end RPMs and provide a significant boost of torque from cruising speed. You'll feel the difference as soon as you twist the throttle. When installed by an authorized Harley-Davidson Dealer® within 60 days of the vehicle purchase, compliant kits do not impact the vehicle's limited warranty.

- Delivers increased response throughout the entire RPM range.
- Provides thrilling acceleration when twisting the throttle.
- Maintains flat torque curve from cruising RPM to redline.
- Can be installed without removing the engine from chassis.

49-State U.S. EPA Compliant on select '18-later Touring Models. Refer to www.H-D.com/Shop for status.

Performance components include:

- Screamin' Eagle CNC Ported Cylinder Head with CNC machined chamber and 1mm larger valves
- 131 Stage IV Timer cover
- SE8-517 High-Lift Cam
- Forged High Compression Pistons
- Screamin' Eagle High Performance Cam Bearing
- Screamin' Eagle High Performance Tappets
- Screamin' Eagle 4.31" Steel Sleeve Cylinders
- Screamin' Eagle 64mm Throttle Body and Cast Manifold
- Screamin' Eagle High Flow Injectors (5.5 g/sec)

STAGE IV



A. SCREAMIN' EAGLE® MILWAUKEE-EIGHT® ENGINE STAGE IV KIT – OIL-COOLED – BLACK HIGHLIGHTED



A. SCREAMIN' EAGLE® MILWAUKEE-EIGHT® ENGINE STAGE IV KIT – OIL-COOLED – BLACK GRANITE

Street legal and/or street compliant statements refer to product meeting 50-State emissions and noise standards in the United States.

The street legal and/or street compliant statements may not apply to markets outside of the United States.

STAGE IV

37 SCREAMIN' EAGLE®

Milwaukee-Eight® Stage IV Upgrade

A. SCREAMIN' EAGLE® MILWAUKEE-EIGHT® ENGINE STAGE IV KIT

Oil-Cooled:
Fits '17-later Touring models equipped with air/Oil-Cooled Milwaukee-Eight® 114 or 117CI engine. Does not fit Trike models. '17-'19 models require separate purchase of High-Capacity Oil Pump P/N 62400247. '17-'18 Screamin' Eagle® High-Capacity Clutch Plate Kit P/N 37000258. All models require ECM recalibration with the Pro Street Tuner for proper installation. Does not fit California models.

- 92500079 Black Highlighted.
- 92500082 Black Granite.

A. SCREAMIN' EAGLE® MILWAUKEE-EIGHT® ENGINE STAGE IV KIT

Twin-Cooled:
Fits '17-later Touring models equipped with Twin-Cooled Milwaukee-Eight 114 or 117CI engine. Does not fit Trike models. '17-'19 models require separate purchase of High-Capacity Oil Pump P/N 62400248. '17-'18 Screamin' Eagle High-Capacity Clutch Plate Kit P/N 37000258. All models require ECM recalibration with the Pro Street Tuner for proper installation. Does not fit California models.

- 92500080 Black Highlighted.
- 92500081 Black Granite.

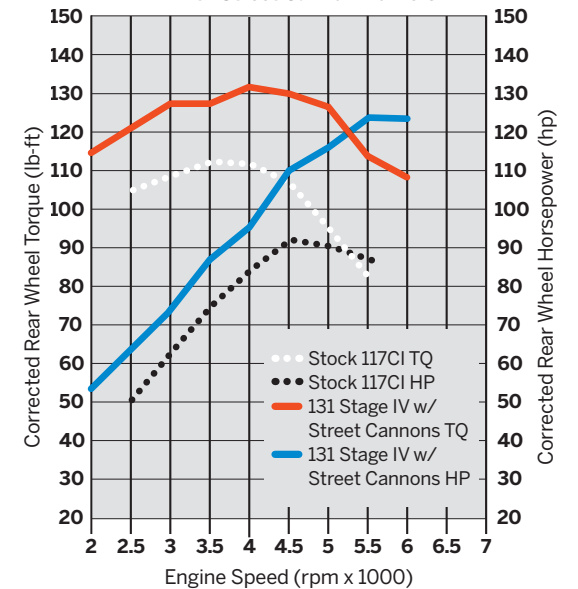


A. SCREAMIN' EAGLE® MILWAUKEE-EIGHT® ENGINE STAGE IV KIT – TWIN-COOLED – BLACK GRANITE



A. SCREAMIN' EAGLE® MILWAUKEE-EIGHT® ENGINE STAGE IV KIT – TWIN-COOLED – BLACK HIGHLIGHTED

Milwaukee-Eight Twin-Cooled 117 Stock vs. 131 Stage IV with Street Cannon Mufflers



Street legal and/or street compliant statements refer to products meeting EPA (49-State) and/or California (50-State) emissions and noise standards in the United States as specified.

The street legal and/or street compliant statements may not apply to markets outside of the United States.

MILWAUKEE-EIGHT

38 SCREAMIN' EAGLE®

Milwaukee-Eight® Stage IV Upgrade

STAGE IV

SCREAMIN' EAGLE® MILWAUKEE-EIGHT® ENGINE STAGE IV KITS

Go big or go home. With the largest displacement of any Harley-Davidson® Stage Kit, this 107CI to 128CI or 114CI to 131CI Stage IV Kit is designed to deliver maximum horsepower – all the way to the redline. Packaged with patent-protected cylinder technology, it allows for the largest bolt-on engine upgrade to any Milwaukee-Eight motor. Features new CNC-ported heads with 1mm bigger valves and fully machined combustion chambers. Coupled with the kit's high-lift SE8-517 cam, high compression pistons and a 64mm throttle body and intake manifold, this combination delivers a thrilling 135 ft-lb of torque and 124 HP rear-wheel output when paired with the Screamin' Eagle Street Cannon Mufflers and Ventilator Air Cleaner. It's designed to run wide open at high-end RPMs and provide a significant boost of torque from cruising speed. You'll feel the difference as soon as you twist the throttle. When installed by an authorized Harley-Davidson Dealer within 60 days of the vehicle purchase, compliant kits do not impact the vehicle's limited warranty.

- Delivers increased response throughout the entire RPM range.
- Provides thrilling acceleration when twisting the throttle.
- Maintains flat torque curve from cruising RPM to redline.
- Can be installed without removing the engine from chassis.

49-State U.S. EPA Compliant on select '18-later Softail® Models. Refer to www.H-D.com/Shop for status.

Performance components include:

- Screamin' Eagle CNC PCNC-ported cylinder head with CNC-machined chamber and 1mm larger valves
- 128 or 131 Stage IV Timer cover
- SE8-517 High-Lift Cam
- Screamin' Eagle Forged 10.7:1 High-Compression Pistons and Rings
- Screamin' Eagle High Performance Cam Bearing
- Screamin' Eagle High Performance Tappets
- Screamin' Eagle 4.31" Steel Sleeve Cylinders
- Screamin' Eagle 64mm Throttle Body and Cast Manifold
- Screamin' Eagle High Flow Injectors (5.5 g/sec)

A. SCREAMIN' EAGLE® STAGE IV - 107CI TO 128CI KIT

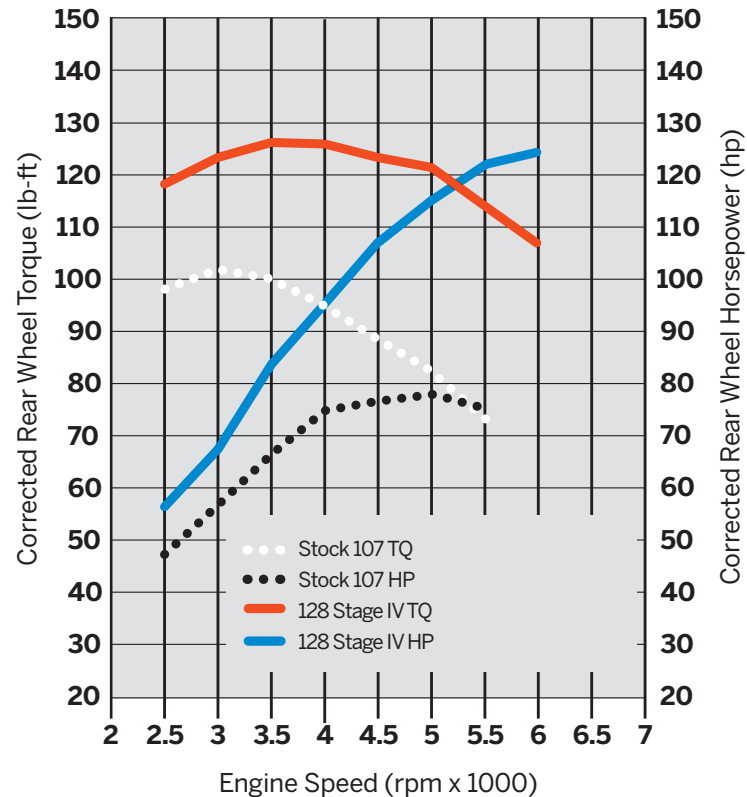
Fits '18-later Softail® 107CI models. FXFB requires separate purchase of Screamin' Eagle® Softail High Flow Exhaust P/N's 64900828 or 64900829. Requires separate purchase of Cam Drive Retention Kit P/N 25566-06. Installation may require Cam Spacer Kit P/N 25928-06. '18-'19 models require separate purchase of High-Capacity Oil Pump P/N 62400247. All models require ECM calibration with Screamin' Eagle Pro Street Tuner for proper installation. Does not fit California models.

92500094 107CI to 128CI
Black Highlighted.



A. SCREAMIN' EAGLE® STAGE IV - 107CI TO 128CI KIT
BLACK HIGHLIGHTED

Milwaukee-Eight 128 Stage IV Softail vs
107 Softail Stock



Street legal and/or street compliant statements refer to products meeting EPA (49-State) and/or California (50-State) emissions and noise standards in the United States as specified.

The street legal and/or street compliant statements may not apply to markets outside of the United States.

STAGE IV

39 SCREAMIN' EAGLE®

Milwaukee-Eight® Stage IV Upgrade

B. SCREAMIN' EAGLE® STAGE IV - 114CI OR 117CI TO 131CI KIT

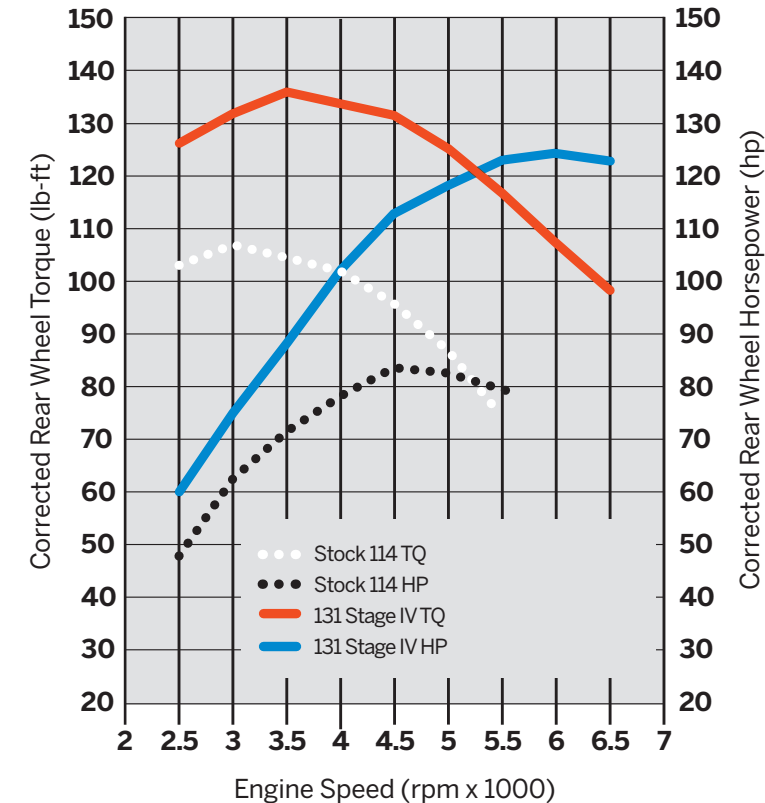
Fits '18-later Softail® 114CI or 117CI models. FXFBS requires separate purchase of Screamin' Eagle® Softail High Flow Exhaust P/N's 64900828 or 64900829. Requires separate purchase of Cam Drive Retention Kit P/N 25566-06. Installation may require Cam Spacer Kit P/N 25928-06. '18-'19 models require separate purchase of High-Capacity Oil Pump P/N 62400247. FXDR114 models require the separate purchase of 65600300. All models require ECM calibration with Screamin' Eagle Pro Street Tuner for proper installation. Does not fit California models.

92500095 114CI to 131CI
Black Highlighted.



B. SCREAMIN' EAGLE® STAGE IV - 114CI TO 131CI KIT
BLACK HIGHLIGHTED

Milwaukee-Eight 131 Stage IV Softail vs
114 Softail Stock



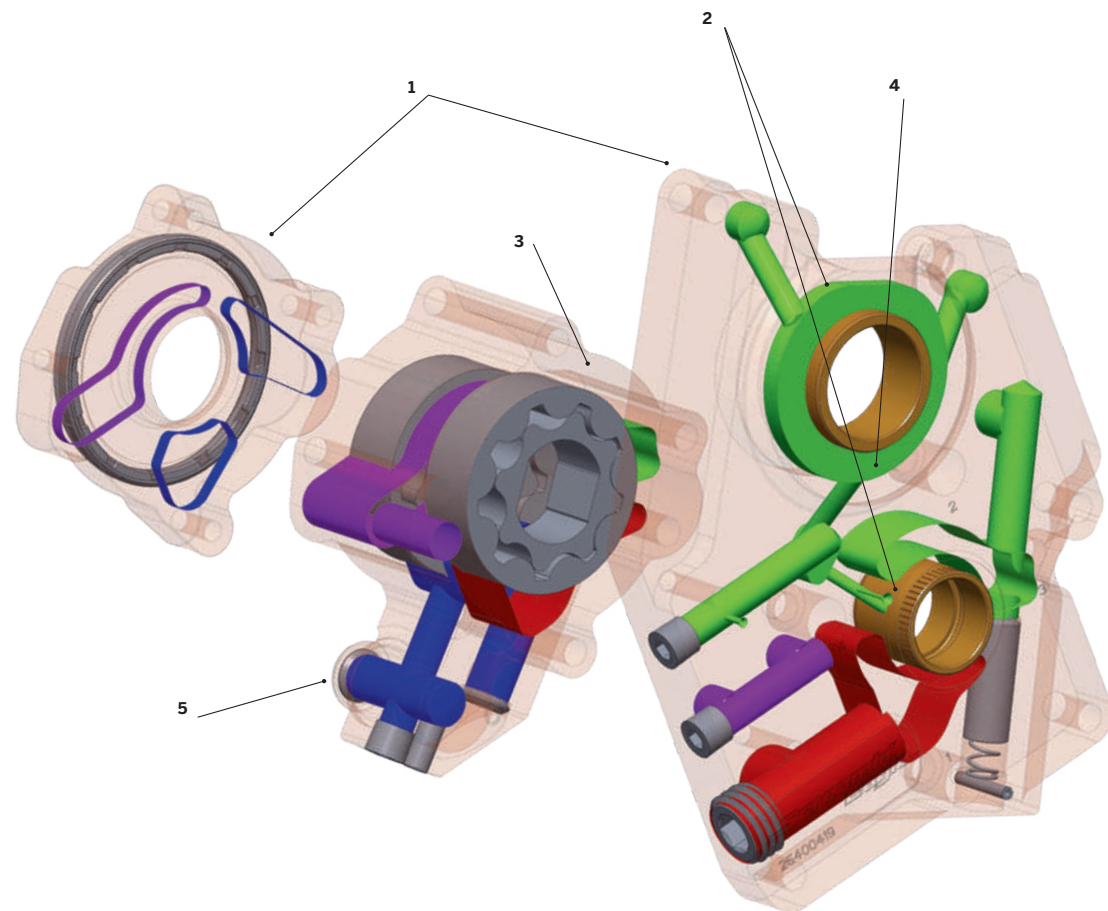
Street legal and/or street compliant statements refer to products meeting EPA (49-State) and/or California (50-State) emissions and noise standards in the United States as specified.

The street legal and/or street compliant statements may not apply to markets outside of the United States.

MILWAUKEE-EIGHT

SCREAMIN' EAGLE® HIGH VOLUME OIL PUMP & CAM SUPPORT PLATE KIT

A high-performance Milwaukee-Eight® engine deserves high-performance oiling. This new kit includes a Super Sucker oil pump to improve the oil flow rate to critical engine components, and a CNC machined billet aluminum cam plate for precise alignment of a high-performance cam and chain. It's the ideal component combination for a tuned-up Milwaukee-Eight engine. Install and ride hard with confidence.



1 6061 BILLET CAM PLATE

The cam support plate and oil pump are made from heat-treated 6061 billet aluminum with a surface-hardened orange anodized finish. CNC machining ensures precise dimensions and constant material thickness across the plate and pump, enabling perfect alignment of components.

2 660 HI-PRO BUSHINGS

Pressed-in 660 bronze cam and pinion shaft bushings provide enhanced wear resistance under increased loads from high-performance cams for miles of worry-free riding.

3 9% LARGER GEROTOR

The Super Sucker oil pump features a 9% larger gerotor for increased flow at idle and 33% more scavenge capacity compared to a 2020-Later Original Equipment oil pump, for increased performance, efficiency and engine durability.

4 HI-FLOW OIL PASSAGES

The hub-and-spoke oil passage design improves oil flow rate to critical engine components by minimizing restrictions from intersecting passages.

5 ENHANCED FILTERING

Two screens mounted in both pickups and a magnet in between the pickups provide extra oil filtering to remove potential contaminants before they can reach critical upper end components. This is key to promoting long life in high-performance engines.

A. SCREAMIN' EAGLE® PRO HIGH VOLUME OIL PUMP & CAM SUPPORT PLATE KIT

A high-performance Milwaukee-Eight® engine deserves high-performance oiling. This new kit(s) includes a Super Sucker oil pump to improve the oil flow rate to critical engine components, and a CNC machined billet aluminum cam plate for precise alignment of high-performance cam and chain. It's the ideal component combination for a tuned-up Milwaukee-Eight engine. Install and ride hard with confidence.

- Heat-treated 6061 billet aluminum cam support plate with an orange anodized finish is strong and rigid to provide superior strength, rigidity, and durability
- CNC-precision machining ensures precise dimensions and constant material thickness across the plate, enabling perfect alignment of cams and chains
- Pressed-in 660 bronze cam bushings provide enhanced wear resistance under increased loads from high-performance cams for miles of worry-free riding
- Oil pump features a 9% larger gerotor for increased flow at idle and 33% more scavenge capacity compared to a 2020-Later Original Equipment oil pump, for increased performance, efficiency and engine durability
- The hub-and-spoke oil passage design improves oil flow rate to critical engine components
- Upgraded filter protection promotes engine durability: Two screens mounted in both pickups and a magnet in between the pickups provide extra oil filtering to remove contaminants before they can reach critical upper end component

62400260

Fits '17-later models equipped with an Air/Oil-Cooled Milwaukee-Eight® engine.

62400264

Fits '17-later models equipped with a Twin-Cooled™ Milwaukee-Eight® engine.



A. SCREAMIN' EAGLE® PRO HIGH VOLUME OIL PUMP & CAM SUPPORT PLATE KIT

B. SCREAMIN' EAGLE® MILWAUKEE-EIGHT® – HEADBOLT KIT

Details matter when building a high-performance engine. Details like these Screamin' Eagle® Milwaukee-Eight® Head Bolts – made from 8740 chromoly to be 23 percent stronger than stock bolts. The ideal upgrade for big-displacement and high-compression racing applications or Stage III or Stage IV builds. Lock down your top end, for the long run.

- Black oxide finish with Screamin' Eagle logo provides corrosion resistance and showcases performance.
- Premium 8740 chromoly steel bolts provide a 23% increase in ultimate strength and 23% increase in yield strength compared to Original Equipment head bolts for desirable clamp load on a higher-compression engine.
- Cost savings – these bolts may be reused if the top end is disassembled for upgrades or service
- Perfect upgrade during a Screamin' Eagle® Stage III or Stage IV installation.

10400069

Fits '17-later Milwaukee-Eight® engines.



B. SCREAMIN' EAGLE® MILWAUKEE-EIGHT® – HEADBOLT KIT

Street legal and/or street compliant statements refer to products meeting EPA (49-State) and/or California (50-State) emissions and noise standards in the United States as specified.

The street legal and/or street compliant statements may not apply to markets outside of the United States.

42 SCREAMIN' EAGLE®

Milwaukee-Eight® Engine Trim

A. SCREAMIN' EAGLE® TIMER COVER INSERTS - STAGE KIT LOGO

Showcase your bike's performance enhancements with the Screamin' Eagle® Stage Inserts. The Stage Inserts are made to complement the Screamin' Eagle Timer Cover Base (sold separately).

Fits '18-Later Softail® and '17-later Touring and Trike models equipped with Screamin' Eagle Timer Cover Base P/N 25600117.

1. **25600118** 107 Stage I.
2. **25600119** 107 Stage II.
3. **25600132** 114 Stage I.
4. **25600120** 114 Stage II.
5. **25600121** 114 Stage III.
6. **25600122** 114 Stage IV.
7. **25600123** 117 Stage II.
8. **25600124** 117 Stage III.
9. **25600125** 117 Stage IV.
10. **25600153** 119 Stage III.
11. **25600154** 122 Stage III.
12. **25600127** 128 Stage IV.
13. **25600129** 131 Stage IV.

Shown with:

14. SCREAMIN' EAGLE TIMER COVER BASE

Showcase your bike's performance enhancements with the Screamin' Eagle Timer Cover Base. Start with this black Timer Cover and then select a Screamin' Eagle Stage Upgrade Insert that matches your engine size and Stage upgrades. (Inserts sold separately.)

25600117

Fits '18-later Softail and '17-later Touring and Trike models. Requires separate purchase of Screamin' Eagle Stage Insert.



A. SCREAMIN' EAGLE STAGE INSERTS – 107 STAGE I (SHOWN ON SCREAMIN' EAGLE TIMER COVER BASE)



A. SCREAMIN' EAGLE STAGE INSERTS & TIMER COVER BASE

Street legal and/or street compliant statements refer to product meeting 50-State emissions and noise standards in the United States.

The street legal and/or street compliant statements may not apply to markets outside of the United States.



B. SCREAMIN' EAGLE® DERBY COVERS - GLOSS BLACK



C. SCREAMIN' EAGLE® DERBY COVERS - CHROME

SCREAMIN' EAGLE® 43

Milwaukee-Eight® Engine Trim

B. SCREAMIN' EAGLE® DERBY COVERS - GLOSS BLACK

Advertise the goods. This bold new Screamin' Eagle® derby cover tells the world you've taken a Harley-Davidson® Milwaukee-Eight® engine beyond stock. Beautifully finished in chrome or gloss black, designed to fit many Touring, Trike and Softail® models.

- High contrast paint fill pops against derby cover finish while Red Bar & Shield provides a premium performance look
- Gloss Black finish matches other dark finishes

25701403

Fits '16-later Touring and Trike and '15-later FLHTCUL and FLHTKL models. Also fits '07-later Touring and Trike models equipped with Narrow-Profile Outer Primary Cover P/N 25700385 or 25700438.

25701407

Fits '18-later FL5B and '19-later Softail® models. Also fits '18 Softail models equipped with Narrow Profile Primary Cover P/Ns 25701077, 25700913, 25700937, 25700941, 25701039, 25701040 and 25701043.

C. SCREAMIN' EAGLE® DERBY COVERS - CHROME

Advertise the goods. This bold new Screamin' Eagle® derby cover tells the world you've taken a Harley-Davidson® Milwaukee-Eight® engine beyond stock. Beautifully finished in chrome or gloss black, designed to fit many Touring, Trike and Softail® models.

- Black paint fill pops against derby cover finish while Red Bar & Shield provides a premium performance look
- Chrome finish matches other bright finishes

25701404

Fits '16-later Touring and Trike and '15-later FLHTCUL and FLHTKL models. Also fits '07-later Touring and Trike models equipped with Narrow-Profile Outer Primary Cover P/N 25700385 or 25700438.

25701408

Fits '18-later FL5B and '19-later Softail models. Also fits '18 Softail models equipped with Narrow Profile Primary Cover P/Ns 25701077, 25700913, 25700937, 25700941, 25701039, 25701040 and 25701043.

Street legal and/or street compliant statements refer to products meeting EPA (49-State) and/or California (50-State) emissions and noise standards in the United States as specified.

The street legal and/or street compliant statements may not apply to markets outside of the United States.

44 MILWAUKEE-EIGHT®

Builders Components

A. SCREAMIN' EAGLE® MILWAUKEE-EIGHT® ENGINE EXTREME CNC PORTED CYLINDER HEADS

Designed as part of the 128CI and 131CI Screamin' Eagle® Milwaukee-Eight® Stage IV Performance Kit, this second generation of Extreme Ported Cylinder Heads has been meticulously designed to optimize air/fuel flow and velocity. Improving on the first generation of CNC-Ported Milwaukee-Eight® Cylinder Heads, the Screamin' Eagle team refined the intake and exhaust ports to maximize the flow of high-velocity air through the 1mm larger valves of 128CI and 131CI engines and fully machined the combustion chamber to optimize combustion efficiency. When combined with a larger bore throttle body, these CNC Cylinder Heads provide significantly improved efficiency of cylinder filling, leading to more explosive power and increased rear-wheel torque compared to stock. The Extreme Ported Cylinder Heads are factory equipped with high-performance valve springs that remain stable with high-lift cams and in high-RPM operation.

Replacement cylinder heads for Air/Oil-Cooled™ '17-later Milwaukee-Eight models equipped with 128 or 131CI Stage IV kits. All models require ECM calibration with Screamin' Eagle Pro Street Tuner for proper installation. See Dealer for details.

16500750 Oil Cooled –
Black Highlighted.

16500749 Oil Cooled –
Black Granite.

Replacement cylinder heads for Twin-Cooled™ '17-later Milwaukee-Eight models equipped with 128 or 131CI Stage IV kits. All models require ECM calibration with Screamin' Eagle Pro Street Tuner for proper installation. See Dealer for details.

16500748 Twin-Cooled™ –
Black Highlighted.

16500747 Twin-Cooled™ –
Black Granite.

B. SCREAMIN' EAGLE® MILWAUKEE-EIGHT® ENGINE CNC PORTED CYLINDER HEADS

Designed in conjunction with the system-matched components of the Screamin' Eagle® Milwaukee-Eight® Stage IV Performance Kit, these CNC-Ported Cylinder Heads have been meticulously machined to optimize air/fuel flow and velocity. Starting with a unique Screamin' Eagle cylinder head casting, the Screamin' Eagle team has dedicated countless hours of computer simulation and flow bench testing to maximize the flow through the intake and exhaust ports. The ports are meticulously machined on our five-axis CNC machine to increase the velocity of the intake charge and to maximize exhaust scavenging. When combined with a larger bore throttle body, these CNC Cylinder Heads provide improved efficiency of cylinder filling, leading to more explosive power and increased rear wheel torque when compared to stock.

The CNC Ported Heads are factory equipped with high-performance valve springs that remain stable with high-lift cams and in high RPM operation.

Replacement cylinder heads for Twin-Cooled™ '17-later Touring and CVO™ models equipped with Screamin' Eagle Milwaukee-Eight 114 or 117CI Stage IV Kits. All models require ECM calibration with Screamin' Eagle Pro Street Tuner for proper installation. See Dealer for details.

16500379 Twin-Cooled –
Black Highlighted.

16500527 Twin-Cooled –
Black Granite Highlighted.

Replacement cylinder heads for Air/Oil-Cooled™ '18-later Softail® and '17-later Touring and CVO models equipped with Screamin' Eagle Milwaukee-Eight 114 or 117CI Stage IV Kits. All models require ECM calibration with Screamin' Eagle Pro Street Tuner for proper installation. See Dealer for details.

16500512 Air/Oil-Cooled –
Black Highlighted.

16500538 Air/Oil-Cooled –
Black Granite Highlighted.



A. SCREAMIN' EAGLE® MILWAUKEE-EIGHT ENGINE EXTREME CNC PORTED CYLINDER HEADS – TWIN-COOLED – BLACK GRANITE



B. SCREAMIN' EAGLE MILWAUKEE-EIGHT ENGINE CNC PORTED CYLINDER HEADS – AIR/OIL-COOLED – BLACK HIGHLIGHTED

Street legal and/or street compliant statements refer to product meeting 50-State emissions and noise standards in the United States.

The street legal and/or street compliant statements may not apply to markets outside of the United States.



C. SCREAMIN' EAGLE® 4.310" BIG BORE BOLT-ON CYLINDERS MILWAUKEE-EIGHT POWERTRAIN – BLACK HIGHLIGHTED



D. SCREAMIN' EAGLE 4.155" BIG BORE BOLT-ON CYLINDERS MILWAUKEE-EIGHT ENGINE – BLACK NON-HIGHLIGHTED



E. SCREAMIN' EAGLE 4.075" BIG BORE BOLT-ON CYLINDERS – MILWAUKEE-EIGHT POWERTRAIN

MILWAUKEE-EIGHT® 45

Builders Components

C. SCREAMIN' EAGLE® 4.310" BIG BORE BOLT-ON CYLINDERS MILWAUKEE-EIGHT POWERTRAIN

Increase the displacement of your Milwaukee-Eight® engine without removing the engine from the chassis. The Screamin' Eagle® team has engineered a patent-protected 4.310" Big Bore Cylinder that increases the internal bore but slips into the existing case bore without modification. When combined with the appropriate piston and flywheel combination in the Screamin' Eagle Stage IV kits, these cylinders can increase the displacement of your Milwaukee-Eight® engine from 107CI to 128CI or a 114CI & 117CI to 131CI. The kit includes front and rear cylinders and gaskets.

Replacement cylinders for '17-later Milwaukee-Eight models equipped with 128 or 131CI Stage IV kits.

16800210 Black Highlighted.

16800212 Black Granite.

D. SCREAMIN' EAGLE® 4.155" BIG BORE BOLT-ON CYLINDERS - MILWAUKEE-EIGHT® ENGINE

Increase the displacement of your Milwaukee-Eight® engine without removing the engine from the chassis. The Screamin' Eagle product team has engineered a patent protected 4.155" Big Bore Cylinder that increases the internal bore but slips into the existing case bore without modification. When combined with the appropriate piston and flywheel combination in the Screamin' Eagle Stage IV kits, these cylinders can increase the displacement of your Milwaukee-Eight engine from 107CI to 119CI or from 114CI & 117CI to 122CI. The kit includes front and rear cylinders and gaskets.

Replacement cylinders for '17-later Milwaukee-Eight models equipped with Screamin' Eagle 119 or 122ci Stage III kits.

16800330 Black Highlighted.

Replacement cylinders for '17-later Milwaukee-Eight models equipped with Screamin' Eagle 119 or 122ci Stage III kits.

16800332 Black Highlighted.

E. SCREAMIN' EAGLE® 4.075" BIG BORE BOLT-ON CYLINDERS – MILWAUKEE-EIGHT® POWERTRAIN

Now, you can increase the displacement of your Milwaukee-Eight® engine without removing the engine from the chassis. The Screamin' Eagle team has engineered a 4.075" Big Bore Cylinder that increase the internal bore but slips into the existing case bore without modification. When combined with the appropriate piston and flywheel combination in the Screamin' Eagle® Stage III or IV kits, these cylinders can increase the displacement of your Milwaukee-Eight engine from 107 to 114CI or 114 to 117CI. The kit includes front and rear cylinders and cylinder head and cylinder base gaskets.

Replacement cylinders for '18-later Softail® and '17-later Milwaukee-Eight models equipped with Screamin' Eagle 114 or 117CI Stage III and IV kits.

16800120 Black Highlighted.

16800125 Black Granite.

16800174 Black (non-highlighted).

Street legal and/or street compliant statements refer to product meeting 50-State emissions and noise standards in the United States.

The street legal and/or street compliant statements may not apply to markets outside of the United States.

46 MILWAUKEE-EIGHT®

Builders Components

A. SCREAMIN' EAGLE HIGH COMPRESSION PISTONS

Developed to work in concert with the Screamin' Eagle® Milwaukee-Eight® 119CI and 122CI Stage III kits and 128CI and 131CI Stage IV kits, these pistons increase the engine's compression and deliver impressive gains in torque and horsepower when coupled with those kits. Forged from high-strength aluminum, the pistons are precision-machined and feature coated skirts for a tight-tolerance fit and quieter operation. Complete kit includes two pistons, rings, wrist pins and clips.

Replacement pistons for '17-later Milwaukee-Eight models equipped with 128CI Stage IV kits.

21900101 128" – 4.310"
Bore x 4.375" Stroke.

Replacement pistons for 17-later Milwaukee-Eight models equipped with 131CI Stage IV kits.

21900099 131" – 4.310"
Bore x 4.5" Stroke.

Replacement piston for '17-later Milwaukee-Eight models equipped with Screamin' Eagle 107 to 119ci Stage III kit.

21900129 107CI to 119CI.

Replacement pistons for '17-later Milwaukee-Eight models equipped with Screamin' Eagle 114 to 122 Stage III kit.

21900130 114CI or 117CI to 122CI.

B. SCREAMIN' EAGLE FORGED HIGH COMPRESSION PISTON KIT

Developed to work in concert with the Screamin' Eagle Milwaukee-Eight Stage III and IV kits, these pistons increase the engine's compression ratio to 11.0:1, and deliver impressive gains in torque and horsepower when coupled with those kits. Forged from high-strength aluminum, the pistons are precision-machined, and feature coated skirts for a tight tolerance fit and quieter operation. The pistons are equipped with a 1mm, 1mm, 2mm ring pack that features a steel top ring with a friction-fighting coating and a napier second ring. Complete kit includes 2 pistons, rings, wrist pins and clips.

21900084 4.075" Bore x 4-3/8" Stroke –
107 to 114CI Conversion.

Replacement pistons for '18-later Softail, '19-later Touring and '17-later CVO Touring models equipped with Screamin' Eagle Milwaukee-Eight Stage III and IV 107-114CI kit.

21900087 4.075" Bore x 4-1/2" Stroke –
114 to 117CI Conversion.

Replacement pistons for '18-later Softail and '17-later CVO Touring models equipped with Screamin' Eagle Milwaukee-Eight Stage III and IV 114-117CI kit.

C. SCREAMIN' EAGLE HIGH-CAPACITY TAPPETS

This latest version of the Screamin' Eagle High-Capacity Tappet incorporates a special heat treatment on the bearing needles and axle. In addition to the already proven, 25% larger, high-capacity needle bearings, this new heat treat technology increases material hardness and compressive strength, ultimately enabling the tappet to withstand the grueling engine speeds and high valve lift found in many performance engine configurations. The newest technology is identified with a laser-etched "SE" on the axle of the tappet (shown in product image). Set of 4.

18572-13

Fits '18-later Milwaukee-Eight-equipped models, '99-'17 Twin Cam-equipped models and '00-'22 XL and XR models.

D. STROKER FLYWHEEL AND ROD ASSEMBLY – 4-1/2"

Original Equipment on '17-later CVO™ Touring and '18 Softail 114CI models. Installation requires removal of engine from the chassis and disassembly of the engine cases.

24100045A

Replacement Flywheel and Rod Assembly for '18-later Softail 114CI models, '17-later CVO Touring, and '19-later Touring 114CI models.




A. SCREAMIN' EAGLE® HIGH COMPRESSION PISTONS (21900099 SHOWN)



A. SCREAMIN' EAGLE® HIGH COMPRESSION PISTONS (21900130 SHOWN)




B. SCREAMIN' EAGLE FORGED HIGH COMPRESSION PISTON KIT (21900084 SHOWN)




C. SCREAMIN' EAGLE HIGH-CAPACITY TAPPETS



D. STROKER FLYWHEEL AND ROD ASSEMBLY – 4-1/2"



F. SCREAMIN' EAGLE HIGH-FLOW 64MM THROTTLE BODY – MILWAUKEE-EIGHT ENGINE AND SCREAMIN' EAGLE 64MM CAST INTAKE MANIFOLD



G. SCREAMIN' EAGLE MILWAUKEE-EIGHT EXTREME-FLOW INTAKE MANIFOLD – 64MM



H. SCREAMIN' EAGLE EXTREME-FLOW 55MM INTAKE MANIFOLD



I. SCREAMIN' EAGLE HIGH-FLOW INJECTOR KIT – MILWAUKEE-EIGHT ENGINE (5.5 G/SEC)

SE PRO PERFORMANCE 47

Builders Components

F. SCREAMIN' EAGLE® HIGH-FLOW 64MM THROTTLE BODY – MILWAUKEE-EIGHT® ENGINE

Standard equipment in Milwaukee-Eight® engine Stage IV Kits, this high-flow 64mm Throttle Body will pass significantly more air and fuel mixture into your engine. Can be used with Original Equipment or High-Flow Injectors. Designed to be used with 64mm intake manifold P/Ns 27300145 or 27300185.

27300147

Replacement throttle for '18-later Softail® and '17-later Touring models equipped with Screamin' Eagle® Milwaukee-Eight Stage IV kits. Compatible with all Screamin' Eagle Milwaukee-Eight High-Flow Air cleaners.

Shown with:

SCREAMIN' EAGLE MILWAUKEE-EIGHT 64MM CAST INTAKE MANIFOLD

27300145

Replacement intake manifold for '18-later Softail and '17-later Touring models equipped with Screamin' Eagle Milwaukee-Eight Stage IV kits.

G. SCREAMIN' EAGLE MILWAUKEE-EIGHT EXTREME-FLOW INTAKE MANIFOLD – 64MM

Optimize performance from your Stage IV equipped Milwaukee-Eight powertrain by bolting on this Extreme-Flow 64mm Intake Manifold. The cast aluminum body and ported intake runners provide smooth, undisturbed air intake you need for maximum power output. Updated calibrations make installation and tuning easy, delivering a 2% to 4% HP increase you'll notice every time you twist the throttle.

27300185

Fits '18-later Softail, and '17-later Touring models equipped with Screamin' Eagle Milwaukee-Eight Stage IV kits. All models require ECM calibration with Screamin' Eagle Pro Street Tuner for proper installation. Pending regulatory approval for use in California. See H-D.com/parts for status.

H. SCREAMIN' EAGLE EXTREME-FLOW 55MM INTAKE MANIFOLD

This Screamin' Eagle 55mm Extreme-Flow Intake Manifold features enhanced, 55mm, air-guzzling geometry and hand-polished intake runners to provide uninhibited airflow to the engine resulting in a 2%-4% increase in horsepower that you will notice. The cast-aluminum construction of this intake manifold withstands sustained high-engine temperatures for reliability even under the harshest riding conditions. This Manifold fits the stock throttle body and all Screamin' Eagle Intake Kits and works well with all current Screamin' Eagle Pro Street Tuner calibrations.

27300167

Fits '18-later Softail and '17-later Touring and Trike models. All models require ECM calibration with Screamin' Eagle Pro Street Tuner for proper installation. 50-state U.S. EPA compliant. **Pending approval for use in California on '20 models. Refer to www.H-D.com/shop for status.**

I. SCREAMIN' EAGLE HIGH-FLOW INJECTOR KIT – MILWAUKEE-EIGHT ENGINE (5.5 G/SEC)*

Standard equipment in Milwaukee-Eight Stage IV Kits, these high-flow injectors provide fuel delivery at the rate of 5.5 grams/second, 24% more than the Original Equipment injectors. Designed to match the increased air velocity and fuel delivery demands of the Milwaukee-Eight engine equipped with big bore cylinders, ported heads and larger throttle body.

27400040

Replacement fuel injectors for '18-later Softail '17-later Touring models equipped with Screamin' Eagle Milwaukee-Eight Stage IV kits. All models require ECM calibration with Screamin' Eagle Pro Street Tuner for proper installation. See Dealer for details.

*NOTICE: Installation of this kit requires recalibration for proper function. Failure to do so may cause a lean fuel condition, which may result in engine damage.

Street legal and/or street compliant statements refer to product meeting 50-State emissions and noise standards in the United States.

The street legal and/or street compliant statements may not apply to markets outside of the United States.

Street legal and/or street compliant statements refer to product meeting 50-State emissions and noise standards in the United States.

The street legal and/or street compliant statements may not apply to markets outside of the United States.

TWIN CAM POWERTRAIN

Screamin' Eagle® Stage upgrades offer complete street-compliant performance configurations engineered to generate specific torque and horsepower gains. Eliminating all the guesswork and trial-and-error testing normally associated with engine modifications, Stage upgrades include everything you need to enhance your bike's performance.



50 TWIN CAM

Stage I Upgrade – Intake

A. SCREAMIN' EAGLE® HEAVY BREATHER PERFORMANCE AIR CLEANER KIT



This high-flow forward-facing exposed element Air Cleaner Kit is sure to turn heads at the starting line. Featuring a polished elbow and exposed filter, this unique air cleaner system offers improved performance and airflow when compared to the stock or Screamin' Eagle® High-Flow Air Cleaner. The washable and rechargeable filter features a bright chrome end cap with a laser-engraved Screamin' Eagle logo. Intake tube and back plate are made from die-cast lightweight aluminum and are polished and chrome-plated or painted black for a brilliant finish. The back plate features integral breathers and sealed breather bolt plug. Kit includes a water-repellent rain sock and all mounting hardware. 50-State U.S. EPA compliant.

Fits '16-'17 Softail®, '11-'17 CVO™ Softail, '08-'16 Touring and '15-'16 Freewheeler® models. Also fits '16-'17 FXDLS and Softail, '14-'17 CVO Softail and '14-'16 Touring models equipped with Screamin' Eagle 58mm Throttle Body. Does not fit models equipped with fairing lower glove boxes or fairing lower speakers. Does not fit Twin-Cooled™ models. All models require ECM calibration for proper installation. '17 models require recalibration with Screamin' Eagle Pro Street Tuner (sold separately).

NOTE: Also fits with 58mm Throttle Body P/N 27713-08 and 27639-07B **For race application only.** Installation with Throttle Body 27639-07B requires purchase of (2) Screw P/N 29465-08.

29006-09C Gloss Black.

Fits '08-'17 Dyna® (except '16-'17 FXDLS) and '08-'15 Softail models (except '14-'15 FLSTNSE, '11-'12 FLSTSE and '13-'14 FXSBSE). All models require ECM calibration for proper installation. '17 models require recalibration with Screamin' Eagle Pro Street Tuner (sold separately).

NOTE: Also fits '99-'07 Dyna, '00-'07 Softail and '99-'07 Touring models (except '99-'01 EFI Touring) and models equipped with 50mm Throttle Body P/N 27623-05 **For race application only.**

29299-08A Chrome.

29098-09A Gloss Black.

NOTE: The washable and rechargeable filter uses a special coating to help filter fine particles from the incoming air. With time, the oil in the filter will dissipate and the element will begin to turn gray. The original red color can be restored with an application of K&N® Air Filter Oil.



A. SCREAMIN' EAGLE HEAVY BREATHER PERFORMANCE AIR CLEANER KIT – CHROME



A. SCREAMIN' EAGLE HEAVY BREATHER PERFORMANCE AIR CLEANER KIT – GLOSS BLACK



A. SCREAMIN' EAGLE HEAVY BREATHER PERFORMANCE AIR CLEANER KIT – CHROME



A. SCREAMIN' EAGLE HEAVY BREATHER PERFORMANCE AIR CLEANER KIT – GLOSS BLACK

Street legal and/or street compliant statements refer to product meeting 50-State emissions and noise standards in the United States.

The street legal and/or street compliant statements may not apply to markets outside of the United States.

TWIN CAM 51

Stage I Upgrade – Intake

B. SCREAMIN' EAGLE® HEAVY BREATHER FILTER COVER – TEARDROP

Dress up the Heavy Breather Air Cleaner with this radical cover. Manufactured from forged aluminum and precision CNC-machined and polished, these easy-to-install two-piece covers add a rich custom look. Cover is available in mirror-chrome or cut back gloss black finish to match your customizing direction. Kit includes water-repellent rain sock.

Fits models equipped with Screamin' Eagle® Heavy Breather Air Cleaner Kits (except Compact Heavy Breather P/N 28716-10A, Heavy Breather Elite P/N 29400173, 29400172 or 29400285, and Milwaukee-Eight® Heavy Breather P/N 29400263 or 29400264).

29400061A Cut Back Gloss Black – Side Logo.

28739-10A Cut Back Gloss Black – End Logo.

28740-10A Chrome – End Logo.

C. SCREAMIN' EAGLE HEAVY BREATHER DECORATIVE ENDCAP – WILLIE G SKULL

Add a sinister touch to your Heavy Breather Air Cleaner. Chrome-plated self-adhesive cover features a forward-facing Willie G Skull medallion.

28720-10

Fits models equipped with Screamin' Eagle Heavy Breather Air Cleaner Kits (except Compact Heavy Breather P/N 28716-10A, Heavy Breather Elite P/N 29400173, 29400172 or 29400285, and Milwaukee-Eight Heavy Breather P/N 29400263 or 29400264).

D. SCREAMIN' EAGLE HEAVY BREATHER DECORATIVE MEDALLION

Add the finishing touch to your Heavy Breather Air Cleaner by installing this medallion. Featuring a bright chrome-plated die-cast base and contrasting black inlay with diamond cut Screamin' Eagle script. Easy-to-install.

29017-09

Fits models equipped with Screamin' Eagle Heavy Breather Air Cleaner Kits (except Compact Heavy Breather P/N 28716-10A, Heavy Breather Elite P/N 29400173, 29400172 or 29400285, and Milwaukee-Eight Heavy Breather P/N 29400263 or 29400264).

E. THROTTLE BODY COVER

This cover dresses the area between the Twin Cam cylinders for a custom look. The formed cover hugs the contour and conceals the electronic control module throttle body for a clean appearance. Available in your choice of mirror chrome or gloss black finish. Easy-to-install kit includes gaskets.

Fits '14-'15 FLSTNSE, '11-'12 FLSTSE, '13-'14 FXSBSE, and '16-'17 FXDLS and Softail®, '08-'16 Touring and Trike models equipped with Screamin' Eagle Heavy Breather or Burst Air Cleaner Kit.

61300109 Chrome.

61300110 Gloss Black.



B. SCREAMIN' EAGLE HEAVY BREATHER FILTER COVER – TEARDROP, CUT BACK GLOSS BLACK – SIDE LOGO



B. SCREAMIN' EAGLE HEAVY BREATHER FILTER COVER – TEARDROP, CHROME




B. SCREAMIN' EAGLE HEAVY BREATHER FILTER COVER – TEARDROP, CUT BACK GLOSS BLACK



C. SCREAMIN' EAGLE HEAVY BREATHER DECORATIVE ENDCAP – WILLIE G SKULL



D. SCREAMIN' EAGLE HEAVY BREATHER DECORATIVE MEDALLION



E. THROTTLE BODY COVERS

Street legal and/or street compliant statements refer to product meeting 50-State emissions and noise standards in the United States.

The street legal and/or street compliant statements may not apply to markets outside of the United States.

52 TWIN CAM

Stage I Upgrade – Intake

A. SCREAMIN' EAGLE® VENTILATOR ELITE AIR CLEANER KIT



This low-profile oval air cleaner features a 360° exposed filter element and a cast back plate designed to provide maximum airflow to the throttle body. This easy-to-install air cleaner produces significant performance gains, while the sleek center bar design cover with carbon fiber inserts add a luxurious touch. This complete kit includes low-profile air cleaner cover, high-flow filter element, back plate, diamond-cut Screamin' Eagle medallion, protective rain sock and all required installation hardware. Street compliant when used with stock mufflers. 50-State U.S. EPA compliant.

Fits '16-'17 FXDLS and Softail® and '09-'16 Touring and Trike models. Also fits '11-'17 CVO™ Softail models. All models require ECM calibration for proper installation. '17 models require recalibration with Screamin' Eagle® Pro Street Tuner (sold separately).

29400217 Chrome.

29400218 Gloss Black.

Fits '16-'17 FXDLS and Softail, '14-'17 CVO Softail and '14-'16 Touring and Trike models equipped with Screamin' Eagle 58mm Throttle Body. All models require ECM calibration for proper installation. '17 models require recalibration with Screamin' Eagle Pro Street Tuner (sold separately).

29400219 Chrome.

29400230 Gloss Black.

Also available:

SCREAMIN' EAGLE VENTILATOR ELITE AIR CLEANER COVER

Add a luxurious finishing touch to your Ventilator Air Cleaner. Designed as a direct replacement for the Screamin' Eagle and CVO Ventilator Air Cleaners, this easy-to-install cover features a sleek center bar design surrounded with carbon fiber inserts. Kit includes low-profile cover, diamond-cut Screamin' Eagle medallion and chrome mounting hardware.

Fits '10-'17 Dyna®, '09-'16 Softail, '09-'16 Touring and Trike models equipped with Ventilator Air Cleaner Kits. Also fits Dyna HO103 and CVO models with Original Equipment Ventilator Air Cleaner.

61300516 Chrome.

61300517 Gloss Black.

B. SCREAMIN' EAGLE VENTILATOR PERFORMANCE AIR CLEANER KIT



Stylish low-profile exposed element air cleaner kit provides increased airflow to boost the power of your fuel-injected engine. The track-inspired exposed element adds a purposeful look to the bike and the included waterproof rain sock protects the filter during inclement weather. This easy-to-install kit includes low-profile air cleaner cover, high-flow filter element, back plate, Screamin' Eagle badge, protective rain sock and all required installation hardware. 50-State U.S. EPA compliant.

Fits '10-'17 Dyna (except '16-'17 FXDLS), and '10-'15 Softail models (except '14-'15 FLSTNSE, '11-'12 FLSTSE and '13-'14 FXSBSE). All models require ECM calibration for proper installation. '17 models require recalibration with Screamin' Eagle Pro Street Tuner (sold separately).

28721-10 Chrome.

28722-10 Gloss Black.



A. SCREAMIN' EAGLE VENTILATOR ELITE AIR CLEANER KIT – CHROME



A. SCREAMIN' EAGLE VENTILATOR ELITE AIR CLEANER KIT – GLOSS BLACK



B. SCREAMIN' EAGLE VENTILATOR PERFORMANCE AIR CLEANER KIT – CHROME



A. SCREAMIN' EAGLE VENTILATOR ELITE AIR CLEANER KIT



B. SCREAMIN' EAGLE VENTILATOR PERFORMANCE AIR CLEANER KIT – GLOSS BLACK



C. SCREAMIN' EAGLE EXTREME BILLET VENTILATOR AIR CLEANER KIT – CUT BACK GLOSS BLACK



C. SCREAMIN' EAGLE EXTREME BILLET VENTILATOR AIR CLEANER KIT – CHROME



C. EXTREME BILLET VENTILATOR AIR CLEANER KIT (SHOWN WITH RAIN SOCK)

TWIN CAM 53

Stage I Upgrade – Intake

C. SCREAMIN' EAGLE® EXTREME BILLET VENTILATOR AIR CLEANER KIT



The proven, track-inspired exposed element Ventilator Air Cleaner with a unique look. This low-profile oval air cleaner features a 360° exposed filter element for maximum airflow and a stylish machined billet aluminum cover for style. Available in your choice of chrome or cut back gloss black finish, the two-piece billet cover surrounds the filter and features a full color Screamin' Eagle medallion. The cast back plate ensures smooth airflow to the throttle body and the included rain sock protects the filter and engine from drawing in moisture during inclement weather. This easy-to-install kit includes billet air cleaner cover, high-flow filter element, back plate, protective rain sock and all required installation hardware. 50-State U.S. EPA compliant.

Fits '16-'17 FXDLS and Softail, '14-'17 CVO Softail and '14-'16 Touring and Trike models equipped with Screamin' Eagle 58mm Throttle Body. All models require ECM calibration for proper installation. '17 models require recalibration with Screamin' Eagle Pro Street Tuner (sold separately).

29400224 Cut Back Gloss Black.

NOTE: The washable and rechargeable filter uses a special coating to help filter fine particles from the incoming air. With time, the oil in the filter will dissipate and the element will begin to turn gray. The original red color can be restored with an application of K&N® Air Filter Oil.

Street legal and/or street compliant statements refer to product meeting 50-State emissions and noise standards in the United States.

The street legal and/or street compliant statements may not apply to markets outside of the United States.

Street legal and/or street compliant statements refer to product meeting 50-State emissions and noise standards in the United States.

The street legal and/or street compliant statements may not apply to markets outside of the United States.

54 TWIN CAM

Stage I Upgrade – Intake

A. SCREAMIN' EAGLE® EXTREME BILLET AIR CLEANER KIT



The forged billet aluminum cover tops off a cast back plate with integral breather for a smooth transition to the throttle body. The race-inspired air cleaner is engineered to flow high volumes of air and the washable pleated element provides the ideal combination of efficiency and engine protection. Available in your choice of style and finish, this easy-to-install kit includes all mounting hardware and rain sock. 50-State U.S. EPA compliant.

Fits '16-'17 FXDLS and Softail® and '08-'16 Touring and Trike models with Original Equipment 50mm Throttle Body. All models require ECM calibration for proper installation. '17 models require recalibration with Screamin' Eagle® Pro Street Tuner (sold separately).

29400064	Agitator – Chrome.
29400063	Agitator – Cut Back Gloss Black.
29400104	Chisel – Chrome.
29400103	Chisel – Cut Back Gloss Black.

Fits '16-'17 FXDLS and Softail, '14-'17 CVO™ Softail and '14-'16 Touring and Trike models equipped with Screamin' Eagle 58mm Throttle Body. All models require ECM calibration for proper installation. '17 models require recalibration with Screamin' Eagle Pro Street Tuner (sold separately).

29400221	Chisel – Chrome.
29400220	Chisel – Cut Back Gloss Black.

Fits '08-'17 Dyna® (except '16-'17 FXDLS), and '08-'15 Softail models (except '14-'15 FLSTNSE, '11-'12 FLSTSE and '13-'14 FXSBSE). All models require ECM calibration for proper installation. '17 models require recalibration with Screamin' Eagle Pro Street Tuner (sold separately).

29400116	Chisel – Cut Back Gloss Black.
29400117	Chisel – Chrome.

NOTE: The washable and rechargeable filter uses a special coating to help filter fine particles from the incoming air. With time, the oil in the filter will dissipate and the element will begin to turn gray. The original red color can be restored with an application of K&N® Air Filter Oil.



A. EXTREME BILLET AIR CLEANER KIT – AGITATOR, CHROME



A. EXTREME BILLET AIR CLEANER KIT – AGITATOR, CUT BACK GLOSS BLACK



B. HIGH-FLOW AIR CLEANER KIT – CHROME (29400234 SHOWN)



B. HIGH-FLOW AIR CLEANER KIT – BLACK (29400233 SHOWN)



A. EXTREME BILLET AIR CLEANER KIT – CHISEL, CHROME



A. EXTREME BILLET AIR CLEANER KIT – CHISEL, CUT BACK GLOSS BLACK



B. HIGH-FLOW AIR CLEANER KIT – BLACK (29400239 SHOWN)



B. HIGH-FLOW AIR CLEANER KIT – CHROME (29400240 SHOWN)



A. EXTREME BILLET AIR CLEANER KIT



A. EXTREME BILLET AIR CLEANER KIT (SHOWN WITH RAIN SOCK)



B. HIGH-FLOW AIR CLEANER KIT – BLACK (29400235 SHOWN)



B. HIGH-FLOW AIR CLEANER KIT – CHROME (29400236 SHOWN)

Street legal and/or street compliant statements refer to product meeting 50-State emissions and noise standards in the United States.

The street legal and/or street compliant statements may not apply to markets outside of the United States.

TWIN CAM 55

Stage I Upgrade – Intake

B. SCREAMIN' EAGLE® HIGH-FLOW AIR CLEANER – TWIN CAM



The High-Flow Air Cleaner Kit provides increased airflow to boost the power of your fuel-injected model. Kit features a one-piece cast back plate with integral breather and mounting brackets for simplified installation and a synthetic washable air cleaner element that does not require oiling. Available with a brilliant chrome or black back plate, this round air cleaner element can be dressed with most Original Equipment or accessory air cleaner covers. Or choose to flaunt your performance gains with the open element look, and finish it off with a Rain Sock Kit P/N 28728-10 and custom Air Cleaner Trim from one of the Harley-Davidson® decorative collections. This kit includes air cleaner, back plate, breather and all required hardware. 50-State U.S. EPA compliant.

Fits '16-later Softail® and '14-'16 Touring and Trike models (except CVO™ Touring) with Original Equipment 50mm Throttle Body. All models require ECM calibration for proper installation. '17 models require recalibration with Screamin' Eagle® Pro Street Tuner (sold separately).

29400234	Chrome.
29400233	Texture Black.

Fits '08-'15 Softail models (except CVO Softail). Also fits '08-'17 Dyna® (except '16-'17 FXDLS) models equipped with accessory Air Cleaner Cover. Also fits '04-'07 EFI Dyna, '01-'07 EFI Softail, and '02-'07 EFI Touring, FXS, FLS, FLSTSB and '13-'17 FXDB models require separate purchase of Gasket P/N 29591-99 and Screw P/N 29703-00. All models require ECM calibration for proper installation. '17 models require recalibration with Screamin' Eagle Pro Street Tuner (sold separately).

29400240	Chrome.
29400239	Texture Black.

Fits '08-'15 Dyna models with Original Equipment Teardrop Air Cleaner Cover. All models require ECM calibration for proper installation.

29400236	Chrome.
29400235	Texture Black.

Fits '08-'13 Touring and Trike models (except CVO Touring) with Original Equipment 50mm throttle body. All models require ECM calibration for proper installation.

29400238	Chrome.
29400237	Texture Black.

Fits '16-'17 FXDLS and Softail, '14-'17 CVO Softail, and '14-'16 Touring and Trike models equipped with Screamin' Eagle 58mm EFI Throttle Body. Requires separate purchase of an Accessory Air Cleaner Cover. All models require ECM calibration for proper installation. '17 models require recalibration with Screamin' Eagle Pro Street Tuner (sold separately).

29400222	Raw Aluminium.
-----------------	----------------

Street legal and/or street compliant statements refer to product meeting 50-State emissions and noise standards in the United States.

The street legal and/or street compliant statements may not apply to markets outside of the United States.

56 TWIN CAM

Stage I Upgrade – Intake

A. SCREAMIN' EAGLE® AIR CLEANER TRIM

Dress your air cleaner in the traditional H-D orange and black. Easy-to-install trim features Screamin' Eagle script set against a gloss black background.

61300299

Fits '16-'17 Softail® (except FLSTFBS and FXSE) and '14-'16 Touring and Trike models with Original Equipment air cleaner cover. Does not fit CVO™ models.

29503-07

Fits '07 Dyna®, '07-'15 Softail (except FLSTSB and FXS), '07-'13 Touring and Trike models models with Original Equipment air cleaner cover.

B. SCREAMIN' EAGLE AIR CLEANER RAIN SOCK

Add the open-element look to your Screamin' Eagle® High-Flow style Air Cleaner. This easy-to-install kit allows you to replace the traditional Original Equipment air cleaner cover with custom inserts from one of the H-D® Decorative Collections. Kit includes a breathable mesh cover with classic Bar & Shield logo that stretches over the filter to maximize airflow while protecting the exposed element from the rain. Fits traditional cone-shaped air cleaner elements featured in many Screamin' Eagle Twin Cam Stage Kits.

28728-10

Fits Screamin' Eagle Round High-Flow Air Cleaner Kits.

C. SCREAMIN' EAGLE AIR CLEANER BACK PLATE KITS

Finished in brilliant chrome or wrinkle black, these replacement back plates complement the finish of your engine. Cast back plate design features integral breather and mounting brackets for simplified installation.

Fits models equipped with Screamin' Eagle High-Flow Air Cleaner Kits. Installation may require separate purchase of (2) O-Ring P/N 11292, (2) Breather Tube P/N 29557-05 and (2) Breather Screw P/N 29465-99. See your Dealer for details.

Fits '99-'07 Dyna, '99-'15 Softail (except '11-later CVO) and '02-'07 Touring models.

29510-05 Chrome.

29586-06 Wrinkle Black.

Fits '08-'13 Touring and Trike models.

29624-08 Chrome.

29319-08 Wrinkle Black.

Fits '08-'17 Dyna models (except '16-'17 FXDLS) with Original Equipment Teardrop Air Cleaner Cover.

29170-08 Chrome.

29119-08 Wrinkle Black.



A. SCREAMIN' EAGLE AIR CLEANER TRIM (61300299 SHOWN)



A. SCREAMIN' EAGLE AIR CLEANER TRIM (29503-07 SHOWN)



B. SCREAMIN' EAGLE AIR CLEANER RAIN SOCK (SHOWN WITH #1 SKULL AIR CLEANER TRIM)



Multi-Fit

'08-'13 Touring

'08-'15 Dyna

C. SCREAMIN' EAGLE AIR CLEANER BACK PLATE KITS

Street legal and/or street compliant statements refer to product meeting 50-State emissions and noise standards in the United States.

The street legal and/or street compliant statements may not apply to markets outside of the United States.

TWIN CAM 57

Stage I Upgrade – Dyna® Exhaust

D. SCREAMIN' EAGLE STREET PERFORMANCE MUFFLERS – DYNA STAGGERED DUAL

Make your statement before they see you coming. The throaty Screamin' Eagle Street Performance sound sets the tone and the bold styling drives the note home. One-of-a-kind ballistic inlet shape flows back past the embossed Screamin' Eagle logo to the unique "Blunt Revolver" end treatment. Available in your choice of brilliant chrome or tough jet black ceramic finish, the mufflers feature complementing end caps with cut-out chambers that expose the finish below for a bold contrast. Complete the look with Jet Black Exhaust Shields (sold separately). 50-State U.S. EPA compliant.

Fits '08-'17 FXDF and '10-'17 FXDWG models. Installation requires separate purchase of Muffler Clamps P/N 65296-95A (Qty 2). All models require ECM calibration for proper installation. '17 models require recalibration with Screamin' Eagle Pro Street Tuner (sold separately).

80674-08A Chrome w/Black End Caps.

80601-09A Jet Black w/Chrome End Caps.



D. SCREAMIN' EAGLE STREET PERFORMANCE STAGGERED DUAL MUFFLERS – CHROME WITH BLACK END CAPS

E. SCREAMIN' EAGLE STREET CANNON SLIP-ON MUFFLERS – SOFTAIL SHORTY DUAL

These 3.25" street compliant high-flow mufflers have been specifically tuned to deliver an aggressive exhaust note and improved performance while preserving the peace with your neighbors. Available in your choice of rich chrome or heat resistant jet black ceramic finish. The Jet Black mufflers include Screamin' Eagle muffler shields. Complete the look with your choice of 3.25" end caps (sold separately). 50-State U.S. EPA compliant.

Fits '07-'17 FLSTC and FXSB models equipped with Staggered Shorty Dual exhaust. Installation requires separate purchase of 3.25" End Caps and Muffler Clamps P/N 65296-95A (Qty 2). All models require ECM calibration for proper installation. '17 models require recalibration with Screamin' Eagle Pro Street Tuner (sold separately).

64900342 Chrome.



D. SCREAMIN' EAGLE STREET PERFORMANCE STAGGERED DUAL MUFFLERS – JET BLACK WITH CHROME END CAPS (SHOWN WITH JET BLACK EXHAUST SHIELD KIT)



E. SCREAMIN' EAGLE STREET CANNON SLIP-ON MUFFLERS – SOFTAIL SHORTY DUAL, CHROME (SHOWN WITH BILLET CHROME END CAPS)

NOTE: There is no warranty on exhaust pipes and mufflers with regard to any discoloration. Blueing is caused by tuning characteristics, cam timing, carburetor jetting, over-heating, etc. and is not caused by defective manufacturing.

Street legal and/or street compliant statements refer to product meeting 50-State emissions and noise standards in the United States.

The street legal and/or street compliant statements may not apply to markets outside of the United States.

58 TWIN CAM

Stage I Upgrade – Exhaust

A. MUFFLER END CAPS – 3.25"

These easy-to-install caps allow you to finish your 3.25" Screamin' Eagle® mufflers your way. Sold in pairs. Installation hardware included.

Fits '14-'22 XL and '07-'17 Softail® models equipped with Screamin' Eagle 3.25" Street Cannon Mufflers.

65100044 Chrome – Slash Up/Down/Out.

65100063 Jet Black – Slash Up/Down/Out.

B. JET BLACK EXHAUST SHIELD KIT – TOURING

Available for 2-into-1 and 2-into-2 exhaust systems, these formed steel exhaust shields feature a unique jet black ceramic coating that complements the jet black Screamin' Eagle Street Cannon Slip-On Mufflers. The jet black coating maintains its uniform black finish and has survived stringent Harley-Davidson testing for durability and corrosion resistance. Manufactured to Original Equipment standards for exacting fit, the easy-to-install kit includes front and rear head pipe shields.

64981-09

Fits '09-'16 Touring and Trike models (except '10 FLHX and FLTRX).



A. MUFFLER END CAPS – 3.25"



B. JET BLACK EXHAUST SHIELD KIT – TOURING

NOTE: There is no warranty on exhaust pipes and mufflers with regard to any discoloration. Blueing is caused by tuning characteristics, cam timing, carburetor jetting, over-heating, etc. and is not caused by defective manufacturing.

Street legal and/or street compliant statements refer to product meeting 50-State emissions and noise standards in the United States.

The street legal and/or street compliant statements may not apply to markets outside of the United States.



C. SCREAMIN' EAGLE STREET CANNON PERFORMANCE MUFFLERS – CHROME (SHOWN WITH BILLET TAPERED SLASH END CAPS)



C. SCREAMIN' EAGLE STREET CANNON PERFORMANCE MUFFLERS – JET BLACK (SHOWN WITH BLUNT REVOLVER END CAPS)



D. SCREAMIN' EAGLE FATSHOTZ SLIP-ON MUFFLERS



E. MUFFLER BRACKET COVER KIT – CHROME



TWIN CAM 59

Stage I Upgrade – Touring & Trike Exhaust

C. SCREAMIN' EAGLE® STREET CANNON PERFORMANCE SLIP-ON MUFFLERS – 4.0"

Cue the orchestra. We tuned these mufflers to provide an exhaust note with some extra deep bass. You get the rumble you want and enhance that famous Harley sound, while preserving the peace with your neighbors. The tuned baffles work with the large internal volume to strike the perfect balance required to deliver performance that you can feel in your gut. The large 4.0" diameter Street Cannons provide free flow of exhaust gases with just the right amount of back pressure for a smooth-running ride. The die-cast Screamin' Eagle medallion adds a rich touch to your bike's profile and a large selection of end cap designs are available (sold separately) to provide the perfect finishing touch. 50-State U.S. EPA compliant.

Fits '09-'16 Touring and '09-later Trike models (except CVO™ models and '10 FLHX and FLTRX models). Installation requires separate purchase of 4" end caps and Muffler Clamps P/N 65296-95A (Qty 2). All models require ECM calibration for proper installation. '17-later models require recalibration with Screamin' Eagle® Pro Street Tuner (sold separately).

64900186B Chrome.

64900187B Jet Black.

D. SCREAMIN' EAGLE® FATSHOTZ SLIP-ON MUFFLERS

Provide a performance and style boost to your 2-into-2 exhaust-equipped Touring motorcycle. Designed for easy installation on the Original Equipment header pipes and muffler hangers, these mirror chrome flared mufflers are tuned to maximize airflow while keeping the rich exhaust note within the legal limits. 50-State U.S. EPA compliant.

80847-10

Fits '10-'16 Touring and '09-'16 Trike models (except CVO™ and '10 FLHX and FLTRX models). Installation requires separate purchase of Muffler Clamps P/N 65296-95A (Qty. 2).

E. MUFFLER BRACKET COVER KIT

Stamped-steel cover conceals the Original Equipment exhaust brackets. Contoured for a custom fit, these easy-to-install covers add a distinctive finishing touch. Available in mirror-chrome or black finish to match your customizing style (sold in pairs).

Fits '97-'13 Touring models. Fits Screamin' Eagle Street Performance Touring 4" Mufflers (except P/N 64900093 and 64900091). Does not fit with Fishtail 4.0" Muffler End Cap P/N 65100017. Does not fit with Screamin' Eagle 3.5" Mufflers.

80716-08 Chrome.

NOTE: There is no warranty on exhaust pipes and mufflers with regard to any discoloration. Blueing is caused by tuning characteristics, cam timing, carburetor jetting, over-heating, etc. and is not caused by defective manufacturing.

Street legal and/or street compliant statements refer to product meeting 50-State emissions and noise standards in the United States.

The street legal and/or street compliant statements may not apply to markets outside of the United States.

60 TWIN CAM

Stage I Upgrade – Touring & Trike Exhaust

A. 4" END CAPS – SHORT SLASH UP/DOWN/OUT

These End Cap Kits allow you to personalize your Screamin' Eagle® Street Performance Touring Mufflers. The Short Slash Up/Down/Out End Caps are 2" shorter than our traditional Slash Cut End Caps, and keep the mufflers tucked in close to the saddlebag or Trike model rear valance for a clean custom look. Sold in pairs, the kit includes all required mounting hardware.

65100062

Fits '09-'16 Touring and '09-later Trike models equipped with Screamin' Eagle Street Cannon 4" End Cap Mufflers. Does not fit 4" CVO™ Touring mufflers.

B. MUFFLER END CAPS – 4"

These End Cap Kits allow you to personalize your Screamin' Eagle Street Performance Touring Mufflers. Available in your choice of styles, these easy-to-install caps are dressed with the same finish as the mufflers and exhaust shields for a consistent look front to back. Sold in pairs, the kit includes all required mounting hardware.

Fits '09-'16 Touring and '09-later Trike models equipped with Screamin' Eagle Street Cannon 4" End Cap Mufflers. Does not fit 4" CVO Touring mufflers.

65100016	Revolver.
65100015	Piston.
65100019	Slash Up/Down/Out.
65100017	Fishtail.
80611-09	Blunt Revolver.



A. SHORT SLASH UP/DOWN/OUT – 4" MUFFLER END CAPS



B. MUFFLER END CAPS – 4"

Street legal and/or street compliant statements refer to product meeting 50-State emissions and noise standards in the United States.


The street legal and/or street compliant statements may not apply to markets outside of the United States.

TWIN CAM 61

Stage II Upgrade

TWIN CAM STAGE II UPGRADE

Camshafts are a fundamental ingredient in the performance recipe, because they control the timing and duration of all major engine events. They are the primary means by which you can tune your engine's horsepower and torque output. Every cam has unique lift and overlap performance characteristics, which means you need to select cams based on exactly the kind of power you're looking for.



SCREAMIN EAGLE® TWIN CAM PERFORMANCE CAMS

Kits include front and rear cams. Splined rear cam is included for exceptional load handling capability. Gaskets and bearings not included. Cam Installation Kit P/N 17045-99C (sold separately) includes all required gaskets, bearings and seals for proper installation. Dealer installation is recommended and special tools are required for proper installation.

SE-255 CAM KIT

The ultimate in torque cams, this cam offers substantial increase in low end torque for engines up to 110 cubic inches with compression ratios up to 10 to 1. The low end torque increases are great for heavy bikes or for the person who routinely shifts below 4500 RPM and wants the power available to pass without downshifting. The cam still makes peak power above 5000 RPM so people with lighter bikes will enjoy the torque increases without feeling like the bike runs out of air at higher engine speeds. 50-State U.S. EPA compliant.

25638-07

For use on '09-'13 Dyna®, Softail®, and '09-'13 Touring and Trike models with 103CI and 110CI engines. All EFI models require ECM calibration for proper installation. Labor cost not included. See Dealer for details.

SE-259E CAM KIT

Developed specifically for big displacement Twin Cam engines, this cam has a modern lobe design that allows for higher valve lifts for a given duration. A high-lift version of the SE-211 camshaft, this cam works great with 103-cubic-inch and larger engines with free-flowing intake and exhaust. It can be used with stock heads (updated with race springs) and high-compression pistons for even more torque than a SE-211 cam or can be coupled with any of the performance heads to realize the full power potential. 50-State U.S. EPA compliant.

25482-10

For use on '11-'15 103CI and 110CI Touring and Trike models. Installation requires separate purchase of Performance Valve Spring Kit P/N 18013-03A. All EFI models require ECM calibration for proper installation. Labor cost not included. See Dealer for details.

SE-585 CAM KIT

This cam is a great match for riders of heavy Touring bikes looking for big torque at the low end. Just a quick downshift to fourth gear results in an effortless pass of that slow-moving tractor-trailer ahead of you. This cam provides an early hit of torque at the low end of the RPM spectrum. A unique combination of lift, cam lobe duration and an enhanced cam profile ramp provides a performance boost you can feel. The cam's QRD (Quiet Ramp Design) delivers high torque throughout the RPM range while reducing valve train noise. 50-State U.S. EPA compliant.

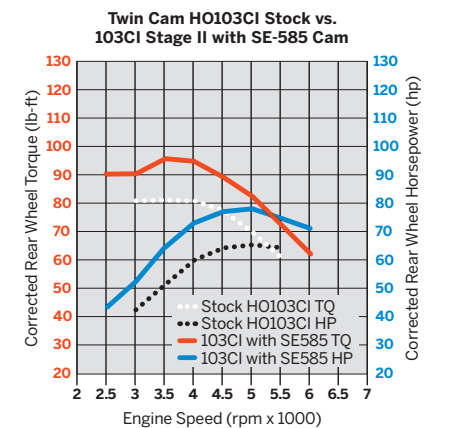
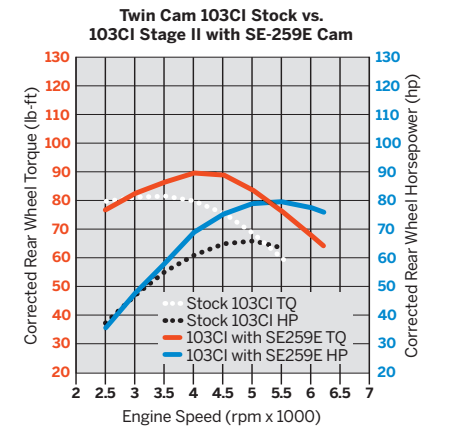
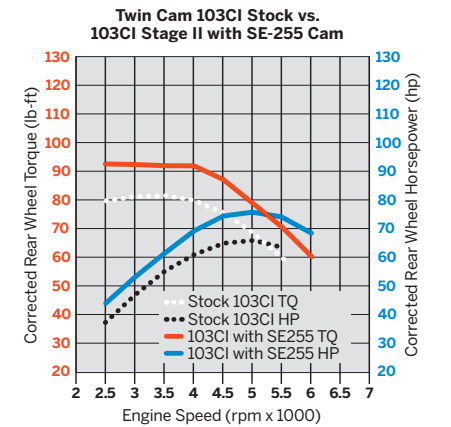
25400117

For use on '14-'16 Touring models with the use of a 58mm Throttle Body. Also fits '14-'16 CVO™ Touring models with or without the use of a 58mm Throttle Body. Does not fit Trike models. Installation requires separate purchase of Performance Valve Spring Kit P/N 18013-03A. All EFI models require ECM calibration for proper installation. Labor cost not included. See Dealer for details.

NOTE: Separate purchase of Cam Drive Retention Kit P/N 25566-06 and Cam Spacer Kit P/N 25928-06 may be required. These kits contain five different spacers to achieve proper sprocket alignment. Individual spacers can be purchased separately.

Street legal and/or street compliant statements refer to product meeting 50-State emissions and noise standards in the United States.

The street legal and/or street compliant statements may not apply to markets outside of the United States.



SCREAMIN' EAGLE® TWIN CAM CONVERSION KIT WITH CAMS – 88CI TO 95CI

When stock cams just won't do. This Big Bore Kit provides the parts you need to increase the horsepower of your EFI-equipped model. The kit increases the displacement of your '99-'06 Twin Cam 88® from 88 cubic inches (1450cc) to 95 cubic inches (1550cc).

Kit includes:

- Big Bore Cylinders
- Big Bore Flat Top Pistons and Rings
- SE-203 Cams
- Top End Gasket Kit
- Heavy Duty Clutch Spring

Requires separate purchase of primary cover gasket and Air Cleaner Trim Ring. (Not all components shown.) All EFI-equipped models require ECM calibration* (priced separately). **For race application only.**

Fits '04-'05 EFI Dyna®, '01-'06 EFI Softail® and '02-'06 EFI Touring models.

29859-04B Silver.

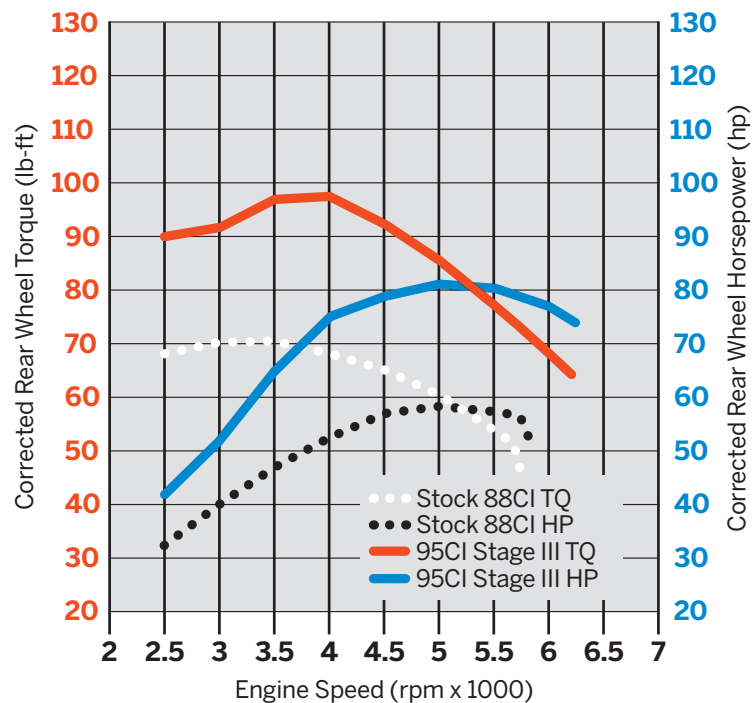
29775-02C Black Highlighted.

*Recalibration is required for proper installation. See Dealer for details. Labor cost not included.



NOTE: Separate purchase of Cam Spacer Kit P/N 25938-00 is recommended for '99-'06 Touring, '01-'06 Softail and '04-'05 Dyna® models. This kit contains five different spacers to achieve proper sprocket alignment. Individual spacers can be purchased separately. For '06 Dyna models, see service manual for proper procedure and Cam Spacer part numbers.

Twin Cam 88 Stock vs. 88 to 95CI Conversion with Cams



Street legal and/or street compliant statements refer to product meeting 50-State emissions and noise standards in the United States.

The street legal and/or street compliant statements may not apply to markets outside of the United States.

SCREAMIN' EAGLE® TWIN CAM CONVERSION KIT – 96CI TO 103CI

This Big Bore Kit lets you increase the displacement of your Twin Cam 96™ engine-equipped model from 96 cubic inches (1584cc) to 103 cubic inches (1690cc). A high-performance clutch spring is included to provide the additional clutch capacity required by the extra torque. 50-State U.S. EPA compliant.

Kit includes:

- Big Bore Cylinders
- Big Bore Flat Top Pistons and Rings
- High-Flow Air Cleaner with One-Piece Back Plate
- Top End Gasket Kit
- Heavy Duty Clutch Spring

29903-07A Black Highlighted. Fits all '07 Twin Cam and '08-'11 Softail® models equipped with a Twin Cam 96 engine. Installation requires separate purchase of Primary Cover Gasket, Cam Drive Retention Kit P/N 25566-06, Cam Spacer Kit P/N 25928-06 is recommended. All models require ECM calibration for proper installation.

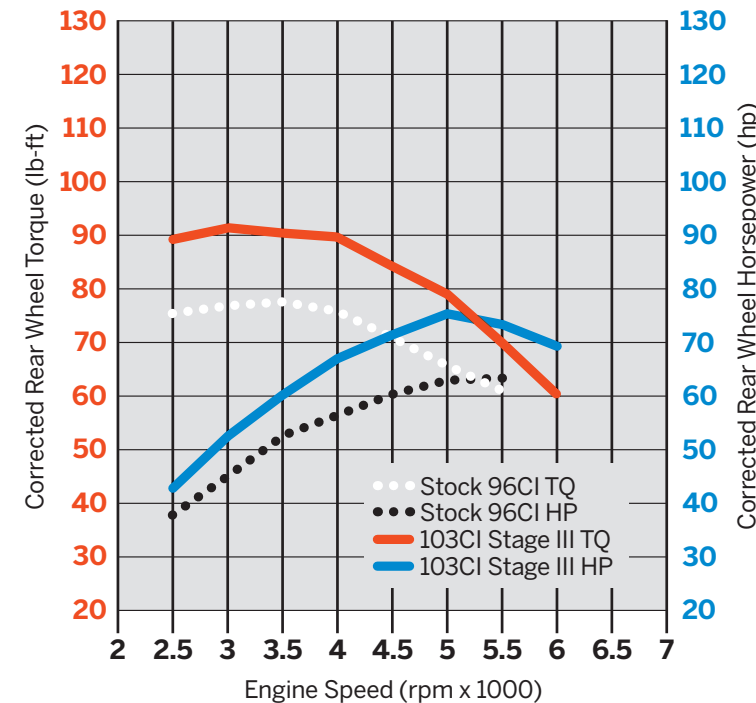
27539-08A Black Highlighted (not shown). Fits '08-'11 Touring models equipped with a Twin Cam 96 engine. Installation requires separate purchase of Primary Cover Gasket, Cam Drive Retention Kit P/N 25566-06, Cam Spacer Kit P/N 25928-06 is recommended. All models require ECM calibration for proper installation.

NOTICE: Installation of automatic or manual compression releases on large displacement engines is highly recommended.



When installed by an authorized Harley-Davidson® Dealer within 60 days of the vehicle purchase, compliant kits do not impact the vehicle's limited warranty.

Twin Cam 96 Stock vs. 96 to 103CI Conversion



Street legal and/or street compliant statements refer to product meeting 50-State emissions and noise standards in the United States.

The street legal and/or street compliant statements may not apply to markets outside of the United States.

SCREAMIN' EAGLE® TWIN CAM CONVERSION KIT WITH CAMS – 96CI TO 103CI*

The Conversion Kit provides the parts you need to improve the track performance and horsepower of your EFI-equipped model.


- Kit includes:
- Big Bore Cylinders
 - Big Bore Flat Top Pistons and Rings
 - SE-255 Cams
 - High-Flow Air Cleaner with One-Piece Back Plate
 - Top End Gasket Kit
 - Heavy Duty Clutch Spring

Just add your choice of a Screamin' Eagle® High-Flow or Heavy Breather Air Cleaner (sold separately) for maximum track performance. Requires separate purchase of primary cover gasket. Not all components shown. All models require ECM calibration* (priced separately). Separate purchase of cam spacers is required. See service manual for proper procedure and cam spacer part numbers. **For race application only.**

Fits '07-'13 models equipped with a Twin Cam 96™ engine.

29893-07B Black Highlighted.

*Recalibration is required for proper installation. See Dealer for details. Labor cost not included.



SCREAMIN' EAGLE® TWIN CAM CONVERSION KIT WITH CAMS – 96CI TO 103CI

The Stage II Big Bore Kit provides the parts you need to increase the horsepower of your EFI-equipped model. The kit increases the displacement of your Twin Cam-equipped model from 96 cubic inches (1584cc) to 103 cubic inches (1690cc). 50-State U.S. EPA compliant. California kits are street compliant on California pollution controlled vehicles when used with Original Equipment mufflers.

- Kit includes:
- Big Bore Cylinders
 - Big Bore Flat Top Pistons and Rings
 - SE-255 Cams
 - High-Flow Air Cleaner Kit with One-Piece Back Plate
 - Top End Gasket Kit
 - Heavy Duty Clutch Spring

27543-08 Black Highlighted. Fits '10-'11 Softail® models equipped with a Twin Cam 96™ engine. Also fits '08-'09 California Softail models. Installation requires separate purchase of Primary Cover Gasket. Cam Drive Retention Kit P/N 25566-06. Cam Spacer Kit P/N 25928-06 is recommended. All models require ECM calibration for proper installation.

27557-08 Black Highlighted. Fits '10-'11 Touring models equipped with Twin Cam 96 engine. Also fits '08-'09 California Touring models. '10 FLHX and FLTRX models require separate purchase of 2-into-2 Head Pipe and mufflers. Installation requires separate purchase of Primary Cover Gasket. Cam Drive Retention Kit P/N 25566-06. Cam Spacer Kit P/N 25928-06 is recommended. All models require ECM calibration for proper installation.

27564-09A Black Highlighted. Fits 49-State '09 Touring models. Kit includes catalyist head pipe. Does not fit Trike models. Not street compliant in California. Installation requires separate purchase of Primary Cover Gasket. Cam Drive Retention Kit P/N 25566-06. Cam Spacer Kit P/N 25928-06 is recommended. All models require ECM calibration for proper installation.

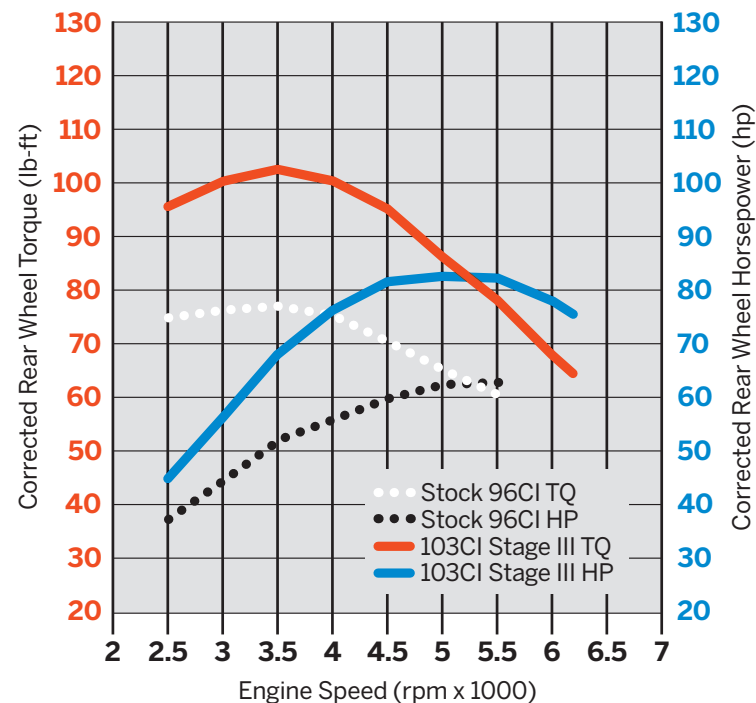


When installed by an authorized Harley-Davidson® Dealer within 60 days of the vehicle purchase, compliant kits do not impact the vehicle's limited warranty.

NOTICE: Installation of automatic or manual compression releases on large displacement engines is highly recommended.

NOTICE: Installation of a California performance kit onto a 49-State model motorcycle or a 49-State performance kit onto a California model motorcycle will void manufacturer's warranty, as it will not result in a street compliant configuration.

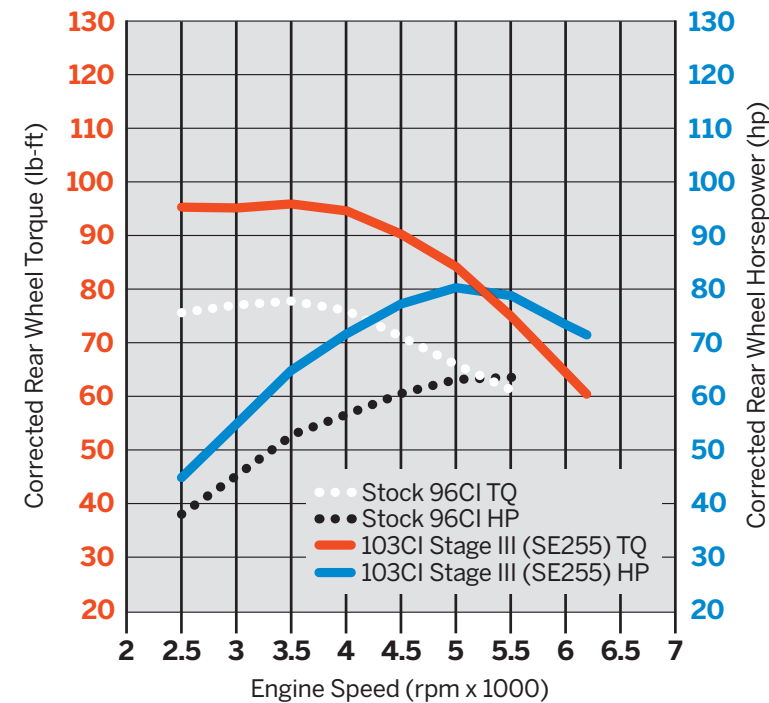
Twin Cam 96 Stock vs. 96 to 103CI Conversion with Cams & Race-Use Exhaust



Street legal and/or street compliant statements refer to product meeting 50-State emissions and noise standards in the United States.

The street legal and/or street compliant statements may not apply to markets outside of the United States.

Twin Cam 96 Stock vs. 96 to 103CI Conversion with Street Use Exhaust



Street legal and/or street compliant statements refer to product meeting 50-State emissions and noise standards in the United States.

The street legal and/or street compliant statements may not apply to markets outside of the United States.

SCREAMIN' EAGLE® TWIN CAM STAGE III KIT – 96CI TO 103CI

This 103 bolt-on kit is designed to provide increased performance enhancements at an attractive price range that will work with your Original Equipment heads. **For race application only.**

- Kit includes:
- 3-7/8" Big Bore Cylinders
 - Forged 10.5:1 Compression Piston Kit
 - SST Piston Rings
 - SE-259E Performance Cam Kit
 - Perfect Fit Pushrods
 - Heavy Duty Clutch Spring
 - Top End Gasket Kit

27513-08D Black Highlighted.
Fits '07-'14 models equipped with a Twin Cam 96™ engine.

NOTE: Installation of automatic or manual compression releases on large displacement engines is highly recommended.



SCREAMIN' EAGLE® TWIN CAM HIGH-COMPRESSION KIT WITH CAMS – 103CI AIR COOLED


Give your bike the kick it needs. This Stage III "in-a-box" kit includes the system-matched components you need to build a performance Twin Cam engine with the torque and horsepower characteristics you crave. Designed for use with stock cylinder heads, this kit produces big torque gains at lower RPM. This performance engine has the potential to produce 88 HP and 100 lb-ft of torque with the stock cylinder heads.

- Kit includes:
- Forged 10.5:1 High Compression Pistons and Rings
 - SE-585 Cams
 - High Performance Valve Springs
 - Perfect-Fit Pushrods
 - Top End Gasket Kit
 - Heavy Duty Clutch Spring

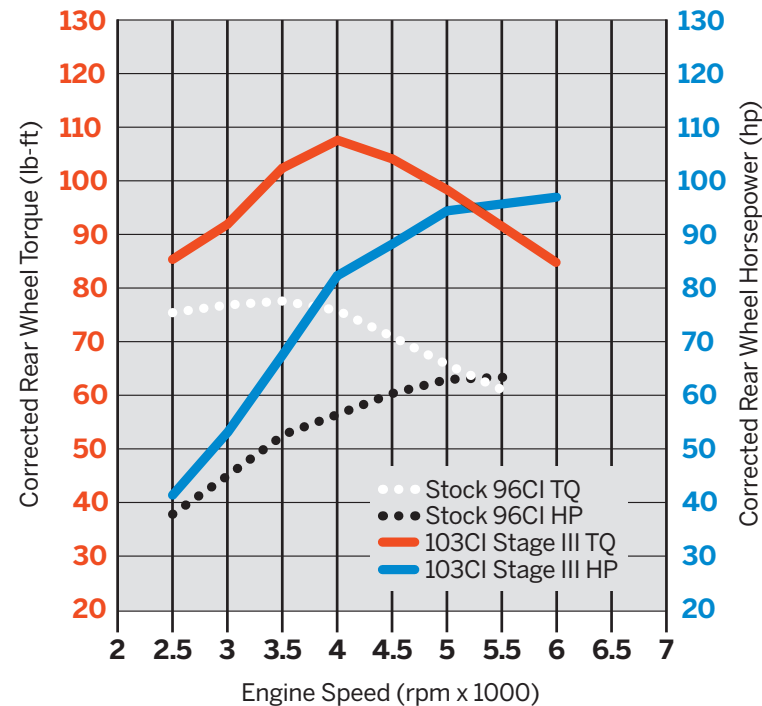
92500028
Fits '14-'16 Touring models. Does not fit Trike or models with Twin-Cooled™ engines. Requires separate purchase of outer Primary Cover Gasket. Installation requires separate purchase of Cam Drive Retention Kit P/N 25566-06. May require Cam Spacer Kit P/N 25928-06. All models require ECM calibration for proper installation. Labor cost not included. See Dealer for details. 50-State U.S. EPA compliant.

92500023A
Fits '10-'17 Dyna® (except FXDLS), Softail® (except FLSS and FLSTFBS), and '10-'13 Touring and Trike models with Original Equipment Twin Cam 103 engine. Does not fit Twin-Cooled models. **For race application only.**

NOTICE: Installation of automatic or manual compression releases on large displacement engines is highly recommended.



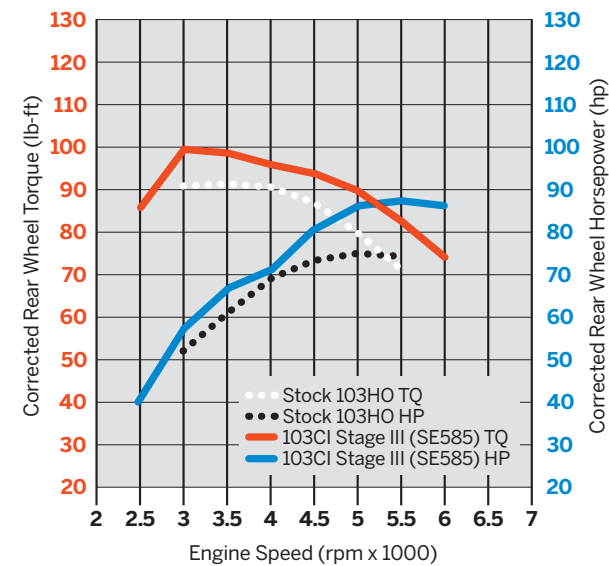
Twin Cam 96 Stock vs. 96 to 103CI Stage III Kit with Race-Use Exhaust



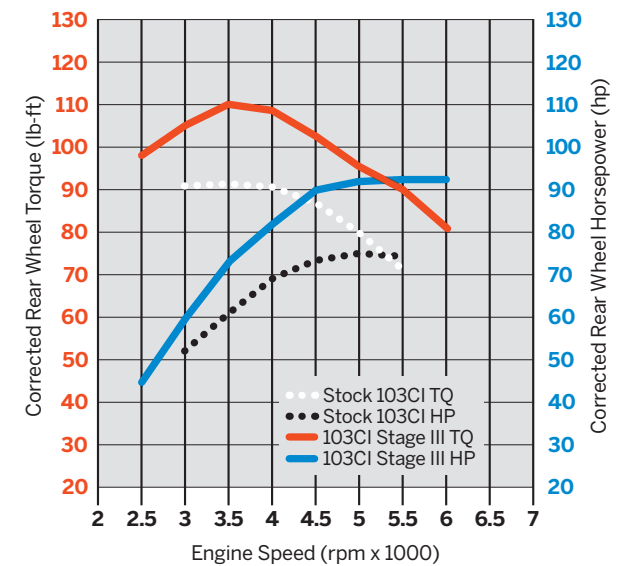
Street legal and/or street compliant statements refer to product meeting 50-State emissions and noise standards in the United States.

The street legal and/or street compliant statements may not apply to markets outside of the United States.

92500028 – Air Cooled Twin Cam 103HO Stock vs. 103CI High Compression Kit with Cams & Street Cannon Mufflers



92500023A – Air Cooled Twin Cam 103HO Stock vs. 103CI High Compression Kit with Cams & Race-Use Exhaust



Street legal and/or street compliant statements refer to product meeting 50-State emissions and noise standards in the United States.

The street legal and/or street compliant statements may not apply to markets outside of the United States.

SCREAMIN' EAGLE® TWIN CAM HIGH COMPRESSION KIT WITH CAMS – 110 TO 110CI

This kit was engineered and tested to upgrade the CVO™ 110 powertrain for use on the race track. Designed to maximize performance with the stock cylinder heads.

Kit includes:

- Forged 10.5:1 Compression Piston Kit
- SE-259E Performance Cam Kit
- Perfect Fit Pushrods
- Heavy Duty Clutch Spring
- Top End Gasket Kit

Installation provides significant improvements in performance over the street compliant 110CI CVO vehicle configuration. When equipped with high-flow air intake and high-flow exhaust, the combination has the potential to produce up to 105 HP and 110 lb-ft of torque with the stock cylinder heads.

For race application only.

27548-10C

Fits '16-'17 FXDLS, FLSS, FLSTFBS and '07-'17 CVO Dyna®, Softail® and Touring models with Original Equipment Twin Cam 110™ engines. Twin-Cooled™ CVO models require separate purchase of head gasket. NOTE: Diaphragm clutch spring is not applicable on CVO models equipped with A&S Clutch package.

SCREAMIN' EAGLE® TWIN CAM STAGE III KIT – 103CI TO 110CI

Build a fast, reliable 110-cubic-inch Twin Cam hauler without having to remove the motor from the chassis. This Stage III Street Performance Kit combines system-matched Screamin' Eagle® big bore cylinders, high compression pistons and performance cams and valve train components with the Original Equipment cylinder heads for a cost-effective boost in torque and performance. The exclusive bolt-on 4.0" cylinders are engineered with high strength slim-wall spigots that slip into the factory crank case without any additional machining. The 4" flat top pistons team with the stock cylinder heads to produce a performance-enhancing 10.2:1 compression ratio (10.4:1 on Twin-Cooled™ models), and the highlift SE-585 cam produces a boost in torque throughout the RPM range. 50-State U.S. EPA compliant.

Kit includes:

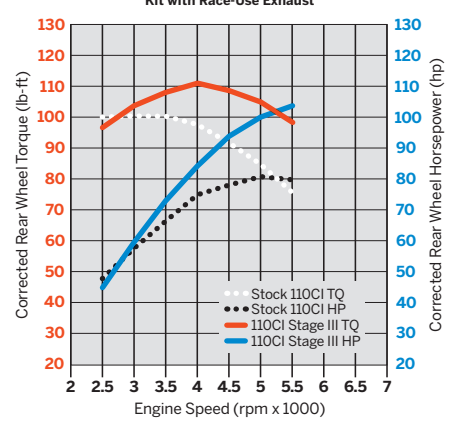
- Screamin' Eagle 4.0" Bolt-On Cylinders
- Forged 10.2:1 Compression Pistons and Rings
- SE-585 Cams
- High Performance Valve Springs
- Perfect-Fit Pushrods
- Screamin' Eagle High-Capacity Roller Tappets
- Top End and Cam Cover Gaskets
- Heavy Duty Clutch Spring

92500035 Black Highlighted.

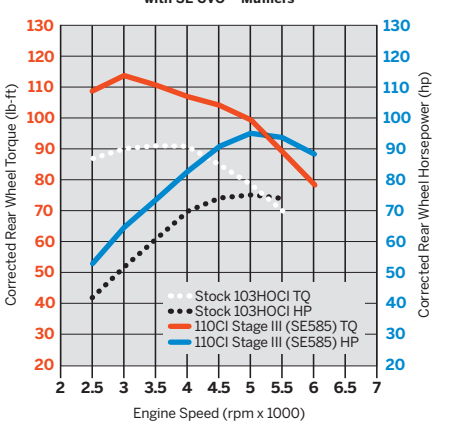
Fits '16-'17 Softail® and '14-'16 Touring models. Does not fit Trike models, FLSS, FLSTFBS, CVO™ 110 models or models with engine cases that have been machined to accept large-bore cylinders. Requires separate purchase of Cam Drive Retention Kit P/N 25566-06. Cam Spacer Kit P/N 25928-06 is recommended. Twin-Cooled models require separate purchase of model-specific head gaskets. All models require recalibration with Screamin' Eagle Pro Street Tuner (sold separately).



Twin Cam 110 Stock vs. 110CI High Compression Kit with Race-Use Exhaust



Twin Cam 103HO Stock vs. 103 to 110CI Stage III with SE CVO™ Mufflers



SCREAMIN' EAGLE® TWIN CAM STAGE IV KIT – 96CI TO 103CI

If you're looking to turn your 96CI Twin Cam into a track-ready 103, this kit eliminates the guess work.

Kit includes:

- 3-7/8" Big Bore Cylinders
- CNC Ported Factory Cylinder Heads with Performance Valve Springs
- Forged 10.5:1 Compression Piston Kit
- SST Piston Rings
- SE-259E Performance Cam Kit
- Perfect Fit Pushrods
- 58mm Throttle Body
- Intake Manifold
- High-Flow Injector Kit (4.9 g/s)
- Heavy Duty Clutch Spring
- Top End Gasket Kit

The kit also includes high-performance clutch spring and sprocket retention hardware to put the power to the ground. Kit includes top end gaskets. Installation requires separate purchase of Cam Service Kit P/N 17045-99D and Drive Gear Retention Kit P/N 25566-06. **For race application only.**

27516-08F Black Highlighted.

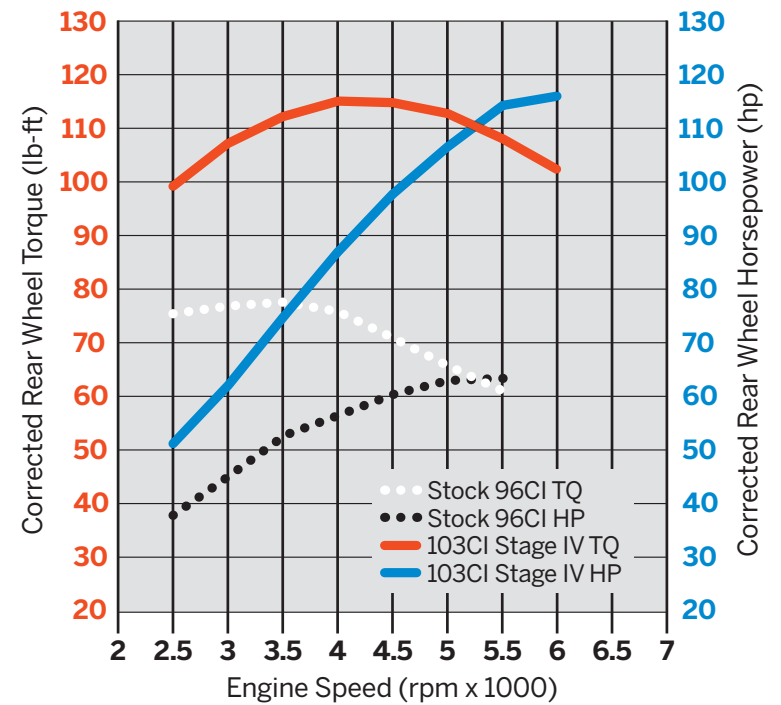
Fits '07-'14 Dyna® and Softail® and '07 Touring models with Original Equipment Twin Cam 96™ engine. Not compatible with cruise control.

27517-08E Black Highlighted (not shown).

Fits '08-'11 Touring models with Original Equipment Twin Cam 96 engine.



Twin Cam 96 Stock vs. 103CI Stage IV Kit with Heavy Breather & Street Cannon Mufflers



NOTE: Installation of automatic or manual compression releases on large displacement engines is highly recommended.

When installed by an authorized Harley-Davidson® Dealer within 60 days of the vehicle purchase, compliant kits do not impact the vehicle's limited warranty.

Street legal and/or street compliant statements refer to product meeting 50-State emissions and noise standards in the United States. The street legal and/or street compliant statements may not apply to markets outside of the United States.

Street legal and/or street compliant statements refer to product meeting 50-State emissions and noise standards in the United States. The street legal and/or street compliant statements may not apply to markets outside of the United States.

SCREAMIN' EAGLE® TWIN CAM STAGE IV KIT – 103CI TO 103CI

This Street Performance kit provides the maximum horsepower output for a legal 103 Kit that will maintain the factory warranty. The Air-Cooled Street Performance Kit produces 96 hp and 105 lbs-ft of torque. The Twin-Cooled™ engine version is rated at 93 hp and 100 lbs-ft of torque. 50-State U.S. EPA compliant.

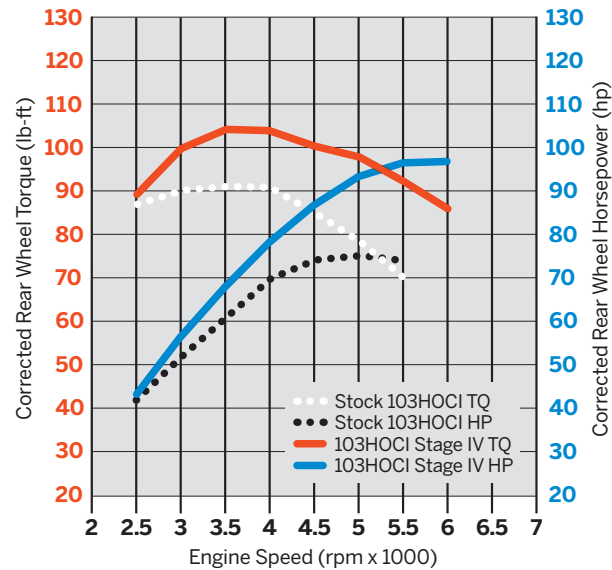
- Kit includes:
- Forged 10.5:1 High Compression Pistons and Rings
 - Screamin' Eagle® 58mm Throttle Body
 - Screamin' Eagle CNC Ported Cylinder Heads
 - SE-259E Cams
 - Perfect-Fit Pushrods
 - Top End Gasket Kit
 - Heavy Duty Clutch Spring

92500011 Black Highlighted. Fits '16-'17 Softail® (except FLSS, FLSTFBS and FXSE) and '10-'16 Touring models (except '14-'16 models with Twin-Cooled™ engines) equipped with a Twin Cam 103™ engine. Fits 49-State '10-'11 Touring models equipped with a Twin Cam 96™ engine with separate purchase of Screamin' Eagle 3-7/8" Big Bore Cylinder Kit. '10 FLHX and FLTRX requires dual exhaust. Does not fit Trike models. Installation requires separate purchase of Primary Cover Gasket, Cam Drive Retention Kit P/N 25566-06, Cam Spacer Kit P/N 25928-06 is recommended. All models require ECM calibration for proper installation. '17 models require recalibration with Screamin' Eagle Pro Street Tuner (sold separately).



F When installed by an authorized Harley-Davidson® Dealer within 60 days of the vehicle purchase, compliant kits do not impact the vehicle's limited warranty.

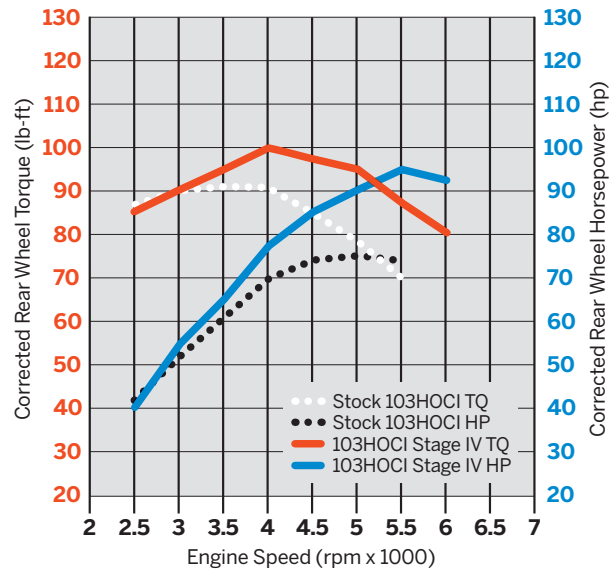
Air Cooled
Twin Cam 103HO Stock vs. 103CI Stage IV with Heavy Breather & Street Cannon Mufflers



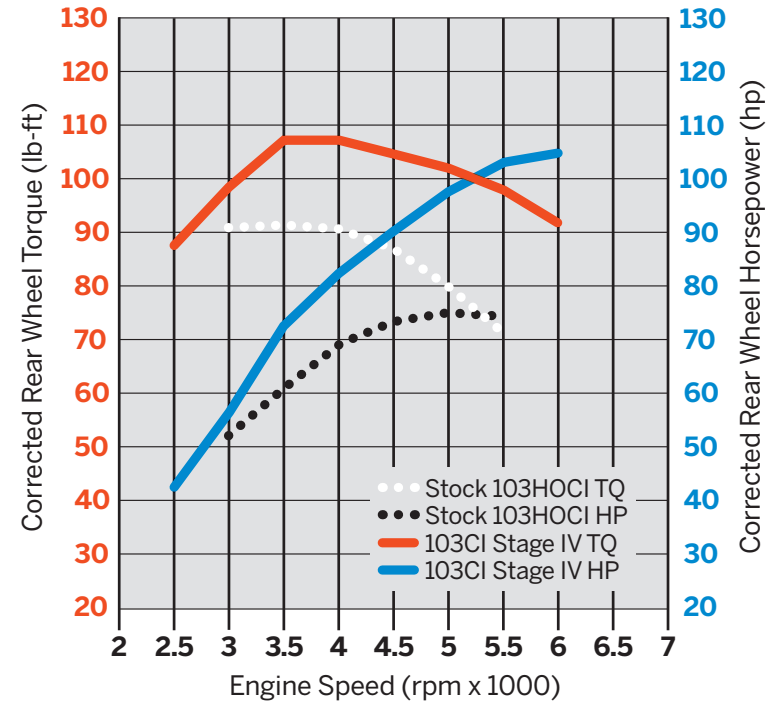
Street legal and/or street compliant statements refer to product meeting 50-State emissions and noise standards in the United States.

The street legal and/or street compliant statements may not apply to markets outside of the United States.

Twin-Cooled™
Twin Cam 103HO Stock vs. 103CI Stage IV with Heavy Breather & Street Cannon Mufflers



Twin Cam 103HO Stock vs. 103CI Stage IV Kit with Heavy Breather & Race-Use Exhaust



Street legal and/or street compliant statements refer to product meeting 50-State emissions and noise standards in the United States.

The street legal and/or street compliant statements may not apply to markets outside of the United States.

SCREAMIN' EAGLE® TWIN CAM STAGE IV KIT – 103CI TO 103CI

The perfect track-ready upgrade for your 103CI Twin Cam model. Ready to install using your Original Equipment 103 cylinder barrels.

- Kit includes:
- CNC Ported Factory Cylinder Heads with Performance Valve Springs
 - Forged 10.5:1 Compression Piston Kit
 - SE-259E Performance Cam Kit
 - Perfect Fit Pushrods
 - 58mm Throttle Body
 - High-Flow Injector Kit (4.9 g/s)
 - Heavy Duty Clutch Spring
 - Top End Gasket Kit

Installation requires separate purchase of Cam Service Kit P/N 17045-99D and Drive Gear Retention Kit P/N 25566-06.

For race application only.

92500010B Black Highlighted. Fits '12-'17 Dyna® and '12-'15 Softail® models with Original Equipment Twin Cam 103™ engine.

92500018A Black Highlighted. Fits '14-'16 FLHTCU, FLHTCUL, FLHTK, FLHTKL, FLTRU and FLHTCUTG models with Original Equipment Twin Cam 103 Twin-Cooled™ engines.

NOTE: Installation of automatic or manual compression releases on large displacement engines is highly recommended.



SCREAMIN' EAGLE® TWIN CAM CONVERSION KIT – 103CI TO 110CI

Bring your Twin Cam motorcycle up to the same 110-cubic-inch displacement and power output as the CVO™ Screamin' Eagle® models without expensive machining or removing the engine from the chassis. This street compliant kit combines the proven SE-255 cams and cylinder heads of the CVO model with exclusive Screamin' Eagle bolt-on 4.0" cylinders and system-matched pistons to deliver high torque and reliable everyday performance. The automatic compression release-equipped cylinder heads and the flat top forged pistons combine to develop a 9.3:1 compression ratio for easy starting, and the Screamin' Eagle lifters ensure quiet reliable valve train operation. 50-State U.S. EPA compliant.

- Kit includes:
- Screamin' Eagle 4.0" Bolt-On Cylinders
 - Forged 9.3:1 Compression Pistons and Rings
 - CVO 110 Cylinder Heads
 - SE-255 Cams
 - High-Capacity Roller Tappets
 - Top End and Cam Cover Gaskets
 - Heavy Duty Clutch Spring
 - Cam Spacer Kit P/N 25928-06 is recommended

92500031 Black Highlighted. Fits '10-'16 Touring models (except '14-'16 models with Twin-Cooled™ engines). Does not fit Trike models, CVO 110 models, or models with engine cases that have been machined to accept large bore cylinders. Requires separate purchase of Screamin' Eagle high-flow air cleaner. '10 FLHX and FLTRX models require separate purchase of 2-into-2 Head Pipe Kit and Mufflers. '11-'16 Touring models require installation of CVO Mufflers P/N 64768-09A and 64769-09A or FatShotz Muffler Kit P/N 80847-10 (sold separately). '10-'11 Touring models require ACR Harness P/N 70623-08. Installation requires separate purchase of Primary Cover Gasket. Cam Drive Retention Kit P/N 25566-06. Cam Spacer Kit P/N 25928-06 is recommended. All models require ECM calibration for proper installation.

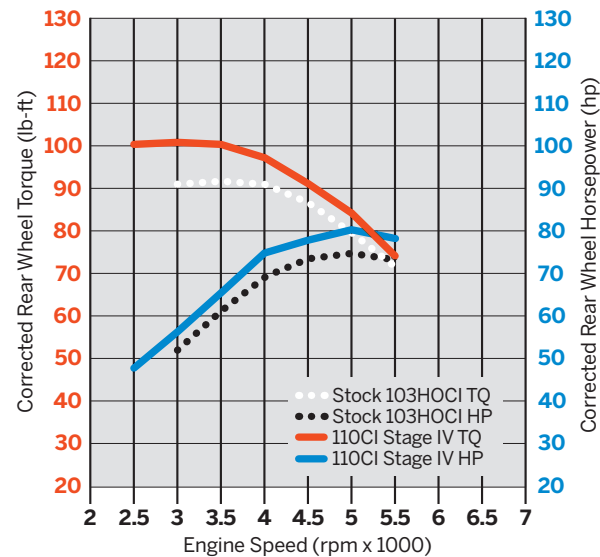
92500032 Black Highlighted. Fits '14-'16 FLHTCU, FLHTCUL, FLHTK, FLHTKL and FLTRU models with Twin-Cooled engines. Does not fit Trike models, CVO 110 models, or models with engine cases that have been machined to accept large bore cylinders. Requires separate purchase of Screamin' Eagle high-flow air cleaner. Installation requires separate purchase of Primary Cover Gasket. Cam Drive Retention Kit P/N 25566-06. Cam Spacer Kit P/N 25928-06 is recommended. All models require ECM calibration for proper installation.

92500033 Black Highlighted. Fits '11-'17 Dyna® FXD, FXDB and FXDC models equipped with Shorty Dual Exhaust. Installation requires separate purchase of Muffler P/N 64895-09 (Qty 2). Also fits 50-State '10-'17 FXDF and FXDWG models. FXDF and FXDWG models requires separate purchase of Mufflers P/N 65884-09 and 65886-09. All Dyna models require separate purchase of Screamin' Eagle high-flow air cleaner. '10-'11 Dyna models require ACR Harness P/N 70623-06. Does not fit models with engine cases that have been machined to accept large-bore cylinders. Also fits 50-State '11-'17 Softail® models (except FLS, FLSS, FLSTFBS, FLSTN, FLSTSB, CVO 110 models or models with engine cases that have been machined to accept large-bore cylinders.). Requires separate purchase of Screamin' Eagle high-flow air cleaner. '11 Softail models require ACR Harness P/N 70623-11. Installation requires separate purchase of Primary Cover Gasket. Cam Drive Retention Kit P/N 25566-06. Cam Spacer Kit P/N 25928-06 is recommended. All models require ECM calibration for proper installation. '17 models require recalibration with Screamin' Eagle Pro Street Tuner (sold separately).



I When installed by an authorized Harley-Davidson® Dealer within 60 days of the vehicle purchase, compliant kits do not impact the vehicle's limited warranty.

Twin Cam 103HO Stock vs. 103 to 110CI Stage IV Conversion Kit



Street legal and/or street compliant statements refer to product meeting 50-State emissions and noise standards in the United States.

The street legal and/or street compliant statements may not apply to markets outside of the United States.

SCREAMIN' EAGLE® TWIN CAM TIRE SHREDDER KIT – 103CI TO 110CI

This comprehensive kit provides a complete package of matched components that allow you to build a high-performance 110CI Twin Cam without voiding the factory warranty. The unique Screamin' Eagle® 4.0" big bore cylinders are engineered to slip into the engine cases without case machining or modification, so the engine stays in the chassis during the build.

- Kit includes:
- Screamin' Eagle 4.0" Bolt-On Cylinders
 - Forged 10.2:1 High Compression Pistons and Rings
 - Screamin' Eagle 58mm Throttle Body
 - High Flow Fuel Injectors (5.3 g/s)
 - Screamin' Eagle CNC-Ported Cylinder Heads
 - SE-259E Cams
 - Perfect-Fit Pushrods
 - Screamin' Eagle High-Capacity Roller Tappets
 - Top End and Cam Cover Gaskets
 - Heavy Duty Clutch Spring

92500038 Fits 50-State '14-'16 Touring models. Does not fit Twin-Cooled™ models. Does not fit Trike models, CVO™ 110 models or models with engine cases that have been machined to accept large-bore cylinders. Requires separate purchase of accessory 58mm air cleaner and Cam Drive Retention Kit P/N 25566-06. Cam Spacer Kit P/N 25928-06 is recommended. All models require recalibration with Screamin' Eagle Pro Street Tuner (sold separately).

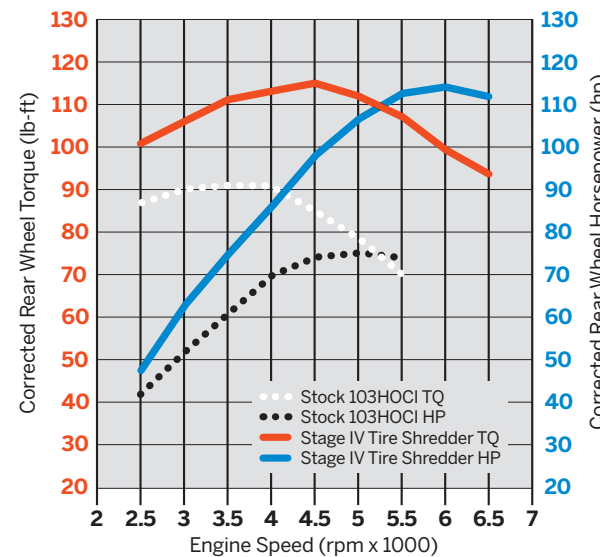
92500037A Black Highlighted. Fits '16-'17 Softail® and '08-'13 Touring models. Cannot be installed on CVO 110 models, FLSS or FLSTFBS 110 models, or models with engine cases that have been machined to accept large-bore cylinders. Requires separate purchase of accessory 58mm air cleaner and Cam Drive Retention Kit P/N 25566-06. Cam Spacer Kit P/N 25928-06 is recommended. Models without automatic compression releases require installation of model specific Compression Release Kit and Wiring Harness.

For race application only.

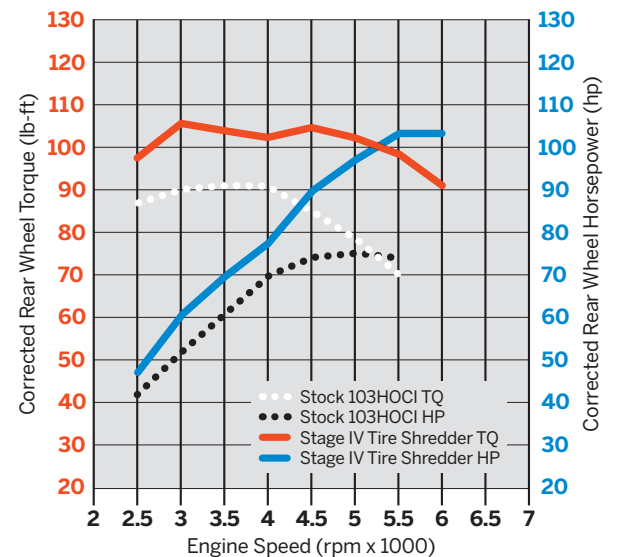


I When installed by an authorized Harley-Davidson® Dealer within 60 days of the vehicle purchase, compliant kits do not impact the vehicle's limited warranty.

92500037A
Twin Cam 103HO Stock vs. 103 to 110CI Tire Shredder Kit with Heavy Breather & Race-Use Exhaust



92500038
Twin Cam 103HO Stock vs. 103 to 110CI Tire Shredder Kit with Heavy Breather & Street Cannon Mufflers



Street legal and/or street compliant statements refer to product meeting 50-State emissions and noise standards in the United States.

The street legal and/or street compliant statements may not apply to markets outside of the United States.

SCREAMIN' EAGLE® TWIN CAM BOLT-ON 110CI TO 117CI KIT

Turn your Original Equipment 110-cubic-inch model into a fast, reliable 117-cubic-inch Twin Cam hauler without having to remove the motor from the chassis. This Street Performance Kit combines system-matched Screamin' Eagle® big bore cylinders, forged pistons and performance cams and valve train components with the Original Equipment cylinder heads for a cost-effective boost in torque and performance. The exclusive bolt-on 4.125" cylinders are engineered with high-strength slim-wall spigots that slip into the factory 110CI crank case without any additional machining. The 4.125" flat top pistons team with the stock cylinder heads to produce a performance-enhancing 9.9:1 compression ratio, and the high-lift SE-259E cam produces a boost in torque throughout the RPM range. 50-State U.S. EPA compliant.

Kit includes:

- Screamin' Eagle 4.125" Bolt-On Cylinders
- Forged 9.9:1 Compression Pistons and Rings
- Screamin' Eagle 58mm Throttle Body
- High Flow Fuel Injectors (5.3 g/s)
- SE-259E Cams
- Perfect-Fit Pushrods
- Screamin' Eagle High-Capacity Roller Tappets
- Screamin' Eagle Inner Cam Bearing Kit
- Top End and Cam Cover Gaskets

Fits '14-'17 CVO™ 110CI Softail® and '14-'16 CVO Touring models. Also fits '16-'17 110CI FLSS, FLSTFBS and FXDLS models. Requires purchase of accessory 58mm air cleaner and Cam Drive Retention Kit P/N 25566-06 (except models equipped with Screamin' Eagle Heavy Breather Elite Performance Air Cleaner Kits). Models equipped with Ventilator Air Cleaner require separate purchase of 58mm Air Cleaner Backplate P/N 29400038. All models require ECM calibration for proper installation. '16-'17 FXDLS and all '17 models require recalibration with Screamin' Eagle Pro Street Tuner (sold separately).

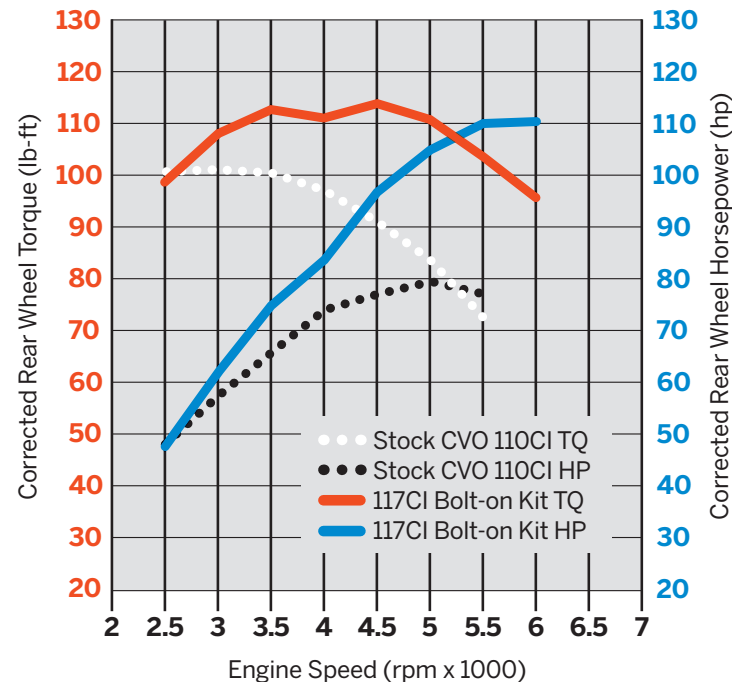
92500055 Granite Finish.

92500054 Black Finish.



When installed by an authorized Harley-Davidson® Dealer within 60 days of the vehicle purchase, compliant kits do not impact the vehicle's limited warranty.

Twin Cam CVO™ 110CI Stock vs 110 to 117CI Bolt-On Kit with Ventilator & SE CVO Mufflers



Street legal and/or street compliant statements refer to product meeting 50-State emissions and noise standards in the United States.

The street legal and/or street compliant statements may not apply to markets outside of the United States.

SCREAMIN' EAGLE® TWIN CAM BOLT-ON 110CI TO 117CI KIT

Turn your Original Equipment 110-cubic-inch model into a track-ready 117-cubic-inch hauler without removing the engine from the chassis. This kit features exclusive bolt-on 4.125" bore cylinders that are engineered with high-strength steel liners that slip into the existing factory 110CI Twin Cam crankcase openings. System-matched pistons combine with the Original Equipment CVO™ cylinder heads to produce a strong 9.9:1 compression ratio. Installation does not require case machining or modification.

Kit includes:

- Screamin' Eagle® 4.125" Bolt-On Cylinders
- Forged 9.9:1 Compression Pistons and Rings
- Screamin' Eagle 58mm Throttle Body
- High-Flow Injector Kit (5.3 g/s)
- SE-259E Cams
- Perfect-Fit Pushrods
- Screamin' Eagle High-Capacity Roller Tappets
- Screamin' Eagle Inner Cam Bearing Kit
- Top End and Cam Cover Gaskets
- Heavy Duty Clutch Spring

When installed with your choice of 58mm high-flow air cleaner and free-flowing exhaust, this engine has the potential to produce 114 horsepower at the rear wheel, a 42% increase over stock and 121 ft. lbs. of torque, a 20% increase over stock.

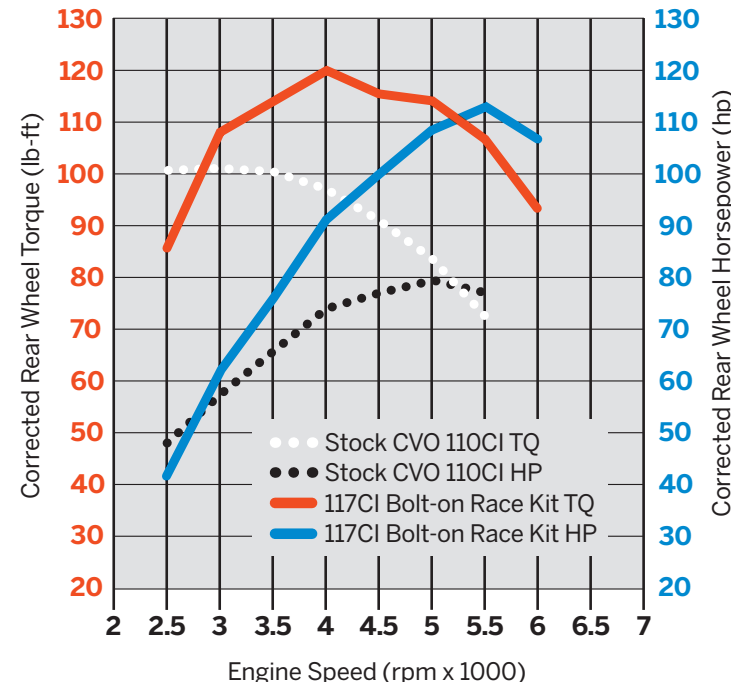
Fits '11-'13 CVO 110CI Softail® models, '08-'13 CVO 110CI Touring models. Also fits '08-'13 Touring models with electronic throttle control and crankcases previously machined to accept 4.00" CVO-style cylinders. Requires purchase of accessory 58mm air cleaner and Cam Drive Retention Kit P/N 25566-06 (except models equipped with Screamin' Eagle Heavy Breather Elite Performance Air Cleaner Kits). Models equipped with Ventilator Air Cleaner require separate purchase of 58mm Air Cleaner Backplate P/N 29400038. '08-'12 CVO models require separate purchase of Primary Cover Gasket. All models will require ECM tuning. **For race application only.**

92500053 Granite Finish.

92500052 Black Finish.



Twin Cam CVO™ 110CI vs 110 to 117CI Bolt-On Kit with Race-Use Exhaust



Street legal and/or street compliant statements refer to product meeting 50-State emissions and noise standards in the United States.

The street legal and/or street compliant statements may not apply to markets outside of the United States.

76 TWIN CAM

Builders Components

A. SCREAMIN' EAGLE® STREET PERFORMANCE HIGH-FLOW 58MM EFI THROTTLE BODY*

The biggest engines deserve the most fuel and air. This huge 58mm Throttle Body (8mm or 16% larger than stock) won't leave your engine starving for more air. The one-piece throttle body features Electronic Throttle Control technology. Just add your stock injectors. Choose from several different 58mm compatible high-flow air cleaner kits to feed this big-mouthed beast. All EFI equipped models require ECM calibration* (sold separately).

27200029

Fits '16-'17 FXDLS, FLSS and FLSTFBS, and '14-'17 CVO™ Touring models equipped with 110CI engines. Also fits '14-'17 Softail® and '14-'16 Touring models equipped with Screamin' Eagle® 110 Street Performance Upgrade Kits P/N 92500020, 92500031, 92500032 and 27508-11. Does not fit Trike models. Requires separate purchase of a 58mm Air Cleaner.


27713-08

Fits '16-'17 Softail and '11-'17 CVO Softail and '08-'13 Touring models. **For race application only.**

***NOTICE:** Installation of this kit requires jetting or recalibration for proper function. Failure to do so may cause a lean fuel condition, which may result in engine damage.

Street legal and/or street compliant statements refer to product meeting 50-State emissions and noise standards in the United States.

The street legal and/or street compliant statements may not apply to markets outside of the United States.



A. SCREAMIN' EAGLE STREET PERFORMANCE HIGH-FLOW 58MM EFI THROTTLE BODY



A. SCREAMIN' EAGLE STREET PERFORMANCE HIGH-FLOW 58MM EFI THROTTLE BODY

TWIN CAM 77


Builders Components

B. SCREAMIN' EAGLE® PRO HIGH-FLOW 64MM EFI THROTTLE BODY – ELECTRONIC THROTTLE*

To provide the ultimate results, race engines need all the unrestricted air they can get. Designed to maximize the performance of your Race Xtreme component-equipped SE120R engine, this throttle body is ready to take on the track. The gigantic 64mm Throttle Body is precision-machined to ensure a smooth airflow. Throttle Body can be combined with the Oval-Ported High-Flow Intake Manifold P/N 27300035 and port-matched Hurricane Cylinder Heads, or mated to MVA and Factory CNC-Ported cylinder heads with Intake Manifold P/N 27300052. Screamin' Eagle® High-Flow Fuel Injectors P/N 27796-08 (sold separately) are recommended. All EFI models require ECM calibration (priced separately). **For race application only.**

27300033

Fits '16-'17 Softail®, '11-'17 CVO™ Softail and '08-'16 Touring models equipped with Screamin' Eagle Pro Hurricane CNC Oval Ported Cylinder Heads and High-Flow Intake Manifold P/N 27300035 or MVA Cylinder Heads and CNC-Ported Factory Heads with Intake Manifold P/N 27300052.



B. SCREAMIN' EAGLE PRO HIGH-FLOW 64MM EFI THROTTLE BODY – ELECTRONIC THROTTLE



C. SCREAMIN' EAGLE PRO HIGH-FLOW INTAKE MANIFOLD – 64MM



D. SCREAMIN' EAGLE PRO HIGH-FLOW INTAKE MANIFOLD – 62MM

C. SCREAMIN' EAGLE PRO HIGH-FLOW INTAKE MANIFOLD – 64MM*

This cast manifold is machined to provide an exact fit and match to the CNC Ported Heads. Shaped to ensure a smooth transition and maximum airflow, this manifold is designed to accept the Screamin' Eagle Race Xtreme Throttle Body. Screamin' Eagle Pro High-Flow Injectors P/N 27796-08 (sold separately) are recommended. Kit includes mounting hardware. All EFI models require ECM calibration (priced separately). **For race application only.**

27300035

Hurricane Heads. Fits '16-'17 Softail, '11-'17 CVO Softail and '08-'16 Touring models equipped with Screamin' Eagle Pro 64mm EFI Throttle Body P/N 27300033 and Hurricane CNC Oval Ported Cylinder Heads P/N 17799-10.

27300052

MVA Heads. Fits '16-'17 Softail, '11-'17 CVO Softail and '08-'16 Touring models equipped with Screamin' Eagle Pro 64mm EFI Throttle Body P/N 27300033 and Screamin' Eagle Pro MVA Heads, Factory CNC Ported heads or other heads with 1.750" intake port diameter.

D. SCREAMIN' EAGLE PRO HIGH-FLOW INTAKE MANIFOLD – 62MM*

This cast intake manifold is machined to provide an exact fit and match to the CNC Ported Heads. Shaped to ensure a smooth transition and maximum airflow, this manifold is designed to accept the Screamin' Eagle Race Xtreme 62mm Throttle Body. Screamin' Eagle Pro High-Flow Injectors P/N 27797-07 (sold separately) are recommended. Kit includes mounting hardware. All EFI models require ECM calibration (priced separately). **For race application only.**

27082-10

Hurricane Heads. Fits '06-'17 Dyna, '06-'15 Softail EFI models and '06-'07 Touring EFI models equipped with Screamin' Eagle Pro 62mm EFI Throttle Body P/N 27300019A and Hurricane CNC Oval Ported Cylinder Heads P/N 17799-10.

TWIN CAM

78 TWIN CAM

Builders Components

A. SCREAMIN' EAGLE® PRO HIGH-FLOW 58MM EFI THROTTLE BODY – CABLE OPERATED THROTTLE*

This massive 58mm bore Throttle Body is extruded, precision machined and polished to provide all the air you'll need to dominate at the track. Designed for use with Screamin' Eagle® Pro cylinder heads, installation requires separate purchase of Screamin' Eagle Pro High-Flow Intake Manifold P/N 29667-07, and either the Screamin' Eagle Pro High-Flow Air Cleaner Kit P/N 29515-08 or the Heavy Breather Air Intake System 29253-08A, 29006-09A or 28716-10. Injectors mount to the Screamin' Eagle Manifold, stock injectors can be reused for engines making up to 100 rear wheel horsepower. Screamin' Eagle Pro High-Flow Injectors P/N 27797-07 are recommended for engines producing greater than 100 Rear Wheel Horsepower. All EFI-equipped models require ECM calibration (sold separately). **For race application only.**

27639-07B

Fits '06-'17 Dyna® (except FXDLS), '06-'15 Softail® EFI models (except '11-'15 CVO™) and '06-'07 Touring EFI models. Not compatible with cruise control.

B. SCREAMIN' EAGLE PRO HIGH-FLOW INTAKE MANIFOLD – 58MM THROTTLE BODY*

This manifold is cast and precision machined to provide an exact fit with Screamin' Eagle Pro Accessory cylinder heads and the Screamin' Eagle Pro 58mm EFI Throttle Body P/N 27639-07B. This manifold has intake runners that are .100" larger in diameter than all stock Twin Cam heads and early Screamin' Eagle performance cylinder heads. The intake port diameter in the cylinder heads should be 1.750"; if not, an experienced engine builder can open the cylinder head ports to this diameter to ensure a smooth transition and airflow. Stock injectors can be reused for applications making up to 100 rear wheel horsepower. Screamin' Eagle Pro High-Flow Injectors P/N 27797-07 are recommended for engines producing greater than 100 rear wheel horsepower. All EFI-equipped models require ECM calibration (sold separately). **For race application only.**

29667-07

Fits '06-'17 Dyna (except FXDLS), '06-'15 Softail EFI models (except '11-'15 CVO) and '06-'07 Touring EFI models equipped with Screamin' Eagle Pro 58mm EFI Throttle Body P/N 27639-07B.

C. SCREAMIN' EAGLE PRO HIGH-FLOW INJECTOR KIT – 6.2 g/s*

Injectors provide fuel delivery at the rate of 6.2 grams/second, 59% more than the Original Equipment injectors. All models require ECM calibration (sold separately). **For race application only.**

27400002

Fits Twin Cam models equipped with Screamin' Eagle Pro 62mm EFI Throttle Body P/N 27300019A with High Flow Oval Port Intake Manifold P/N 27082-10 or Screamin' Eagle Pro 58mm Throttle Body P/N 27639-07B with High Flow Intake Manifold P/N 29667-07.

SCREAMIN' EAGLE PRO HIGH-FLOW INJECTOR KIT – 5.3 g/s*

Injectors provide fuel delivery at the rate of 5.3 grams/second, 23% more than Original Equipment injectors. All models require ECM calibration (sold separately). **For race application only.**

27796-08

Fits models equipped with Screamin' Eagle 58mm Throttle Body P/N 27713-08 or Screamin' Eagle High Flow Oval Port Intake Manifold P/N 27300035.

SCREAMIN' EAGLE PRO HIGH-FLOW INJECTOR KIT – 4.9 g/s*

Injectors provide fuel delivery at the rate of 4.9 grams/second, 25% more than Original Equipment injectors. All models require ECM calibration (sold separately). **For race application only.**


27797-07

Fits Twin Cam models equipped with Screamin' Eagle 58mm EFI Throttle Body P/N 27639-07B or 62mm EFI Throttle Body P/N 27300019A.

***NOTICE:** Installation of this kit requires jetting or recalibration for proper function. Failure to do so may cause a lean fuel condition which may result in engine damage.


Street legal and/or street compliant statements refer to product meeting 50-State emissions and noise standards in the United States.

The street legal and/or street compliant statements may not apply to markets outside of the United States.



Shown with MAP Sensor – Not Included

A. SCREAMIN' EAGLE PRO HIGH-FLOW 58MM EFI THROTTLE BODY – CABLE OPERATED THROTTLE



B. SCREAMIN' EAGLE PRO HIGH-FLOW INTAKE MANIFOLD – 58MM THROTTLE BODY



C. SCREAMIN' EAGLE PRO HIGH-FLOW INJECTOR KIT (27797-07 SHOWN)

SCREAMIN' EAGLE (SE) & ORIGINAL EQUIPMENT (OE) FUEL INJECTOR IDENTIFICATION			
Kit P/N	Flow Rate (Static) @ 400kPa	Application	Identification
27400002	6.2 g/s	SE 62mm Cable Drive SE 58mm Cable Drive	GM 12613412 printed on body of injector (opposite side of connector)
27796-08	5.3 g/s	SE 58mm w/Electronic Throttle Control (ETC*)	IWP029B printed on injector electrical connector, red band/gray connector
27797-07	4.9 g/s	SE 50mm Cable Drive (1P), SE 58mm Cable Drive (2P), '06-later Twin Cam (except ETC* models)	27654-06 printed on body of injector (opposite side of connector)
27609-01B	4.3 g/s	SE 43mm Dual Bore, OE 46mm Cable Drive (2P), OE 50mm / SE 58mm ETC*	IWP162 printed on injector electrical connector, white band/gray connector
27625-06	3.91 g/s	OE 46mm Cable Drive (2P) '06 Twin Cam	27625-06 printed on body of injector (opposite side of connector)
27709-06A	3.91 g/s	OE 46mm Cable Drive (2P) Late '06-later Twin Cam (except ETC* models)	27709-06/A printed on body of injector (opposite side of connector)

*ETC-equipped models: '16-'17 Softail, '14-'15 FLSTNSE, '11-'12 FLSTSE, '13-'14 FXSBSE and '08-'17 Touring and Trike models.

TWIN CAM 79

Builders Components

D. SCREAMIN' EAGLE® PRO SUPER BORE 51MM CV CARBURETOR KIT

This is the highest-flowing carburetor Screamin' Eagle® has ever tested. It will satisfy the flow need of the largest V-Twins. This Harley-Davidson® exclusive kit is complete with carb, higher-flow air cleaner and mounting hardware. This is the largest CV-style carb available and has easy access to main and pilot jets without removing the bowl. Recommended for engines 95 cubic inches and larger. Uses stock throttle cables. The 51mm CV Carburetor is not cruise control compatible. **For race application only.**

27928-07A

Fits '99-'06 carbureted Twin Cam models. Requires separate purchase of Intake Manifold P/N 27927-07. (Not compatible with standard HTCC Heads, Harley-Davidson Air Cleaner Cover P/N 29754-01, 29598-00, 29599-00 or Screamin' Eagle Teardrop Air Cleaner P/N 29409-02.)

E. SCREAMIN' EAGLE PRO HIGH-FLOW INTAKE MANIFOLD – 51MM SUPER BORE CARBURETOR

This manifold is designed for use with Screamin' Eagle Pro Super Bore 51mm CV Carburetor P/N 27926-02A (sold separately). Large manifold eliminates restrictions and is machined for precision alignment to Screamin' Eagle accessory cylinder head intake flange dimensions. **For race application only.**

29414-07

Fits '99-'06 carbureted Twin Cam models. This manifold has intake runners that are .100" larger in diameter than all stock Twin Cam heads and early Screamin' Eagle performance cylinder heads. The intake port diameter in the cylinder heads should be 1.750"; if not, an experienced engine builder can open the cylinder head ports to this diameter to ensure a smooth transition and airflow. The intake flanges supplied in this kit will only fit cylinder heads machined for use with the stock symmetrical intake flanges (Original Equipment since MY06). All Screamin' Eagle performance cylinder heads (except Kompressor) with kit P/N extension of '06-later have a intake port diameter of 1.750" and are machined for use with symmetrical intake flanges.

27927-07

Fits '99-'06 carbureted Twin Cam models. This manifold has intake runners which are the same diameter as all stock Twin Cam heads and early Twin Cam performance heads. Install using stock intake flanges.

F. SCREAMIN' EAGLE PRO BIG BORE 44MM CV CARBURETOR KIT

This carb kit is exclusive to Screamin' Eagle parts. The CV (constant velocity) design creates smooth air/fuel delivery for exceptional low- and mid-range power. The big 44mm bore allows this carb to feed even the most air-hungry engine at high RPM. Easy to install with stock cables. Screamin' Eagle Intake Manifold required for proper fitment. Separate purchase of Screamin' Eagle High-Flow Air Cleaner Kit is recommended for optimal performance. This 44mm CV carburetor is not cruise-control compatible. **For race application only.**

27934-99

Fits '90-'99 carbureted Evolution® 1340-equipped models, '99-'06 carbureted Twin Cam-equipped models and '88-'06 XL models.

Street legal and/or street compliant statements refer to product meeting 50-State emissions and noise standards in the United States.

The street legal and/or street compliant statements may not apply to markets outside of the United States.



D. SCREAMIN' EAGLE PRO SUPER BORE 51MM CV CARBURETOR KIT



E. SCREAMIN' EAGLE PRO HIGH-FLOW INTAKE MANIFOLD – 51MM SUPER BORE CARBURETOR



F. SCREAMIN' EAGLE PRO BIG BORE 44MM CV CARBURETOR KIT

SCREAMIN' EAGLE® PRO TWIN CAM PERFORMANCE CAMS

FOR '99-'05 DYNA®, '00-'06 SOFTAIL® AND '99-'06 TOURING MODELS.

Kits include front and rear cams. Splined rear cam is included for exceptional load handling capability. Gaskets and bearings not included. Dealer installation is recommended and special tools are required for proper installation. Cam Installation Kit P/N 17045-99C (sold separately) includes all required gaskets, bearings and seals for proper installation. '99 models require splined Cam Sprocket P/N 25716-99 for installation. All EFI models require ECM calibration (Not available from Harley-Davidson for race applications). **For race application only.**

FOR '06-'17 DYNA®, '07-'17 SOFTAIL® AND '07-'16 TOURING MODELS.

Kits include front and rear cams. Splined rear cam is included for exceptional load handling capability. Gaskets and bearings not included. Dealer installation is recommended and special tools are required for proper installation. Cam Installation Kit P/N 17045-99C (sold separately) includes all required gaskets, bearings and seals for proper installation. All EFI models require ECM calibration (Not available from Harley-Davidson for race applications). **For race application only.**

In race applications, high-lift cams and stiff valve springs put extreme pressure on the engine's lifters and pushrods. At 7,000 RPM, instantaneous forces of up to 1200 lbs. can be experienced. This severe dynamic loading can lead to accelerated tappet wear. In these applications, we suggest installation of Screamin' Eagle® High-Capacity Tappets and periodic tappet inspection and replacement to maximize engine life.

SE-203 CAM KIT

Bolt-in performance cams designed to provide exceptional midrange torque. Installation does not require any headwork or performance valve springs and will work well with stock or mildly ported heads. Peak power occurs around 5500 RPM. Works well with displacements up to 96 cubic inches. **For race application only.**

SE-204 CAM KIT

This midrange torque bolt-in cam produces peak horsepower around 5800 RPM and installation does not require any headwork or performance valve springs. Should be used in conjunction with open intake and exhaust. **For race application only.**

SE-211 CAM KIT

This camshaft works great with 103-cubic-inch and larger engines with free-flowing intake and exhaust. This bolt-in camshaft works well with stock heads and high-compression pistons. It increases midrange torque and top-end power. **For race application only.**

SE-253 CAM KIT*

This high lift, torque cam is designed for larger displacement engines where increased midrange power is desired. This cam works well with increased compression and free-flowing intake and exhaust. **For race application only.**

SE-254E CAM KIT

This cam provides great low-end torque along with good midrange. A good "all-around" cam, the SE-254E is a good match for a Dyna®, Softail® or light Touring bike - Road King®, Street Glide® or Road Glide® Custom - when the aggressive rider desires a little more top-end horsepower. In a 0-60 sprint or 1/4-mile drag race, the SE-254E-equipped model would pull ahead of an identical model with a SE-255 cam. **For race application only.**

SE-255 CAM KIT

The ultimate in torque cams, this cam offers substantial increase in low-end torque for engines up to 110 cubic inches with compression ratios up to 10 to 1. The low-end torque increases are great for heavy bikes or for the person who routinely shifts below 4500 RPM and wants the power available to pass without downshifting. The cam still makes peak power above 5000 RPM so people with lighter bikes will enjoy the torque increases without feeling like the bike runs out of air at higher engines speeds. These cams are used in the '07-later street compliant 103 Stage II Kits and the 110 Stage I Kits. Compression releases may be required depending on displacement and compression ratio. **For race application only.**

SE-257 CAM KIT*

This cam delivers high-end horsepower you will feel in the straightaway while maintaining decent midrange torque. This cam requires increased compression for optimum performance. Works well in conjunction with big bore or larger cylinders, forged high-compression pistons, performance heads and open intake and exhaust. **For race application only.**

SE-259E CAM KIT – EFI*

Developed specifically for throttle body EFI systems, this cam has a modern lobe design that allows for higher valve lifts for a given duration. A high-lift version of the SE-211 camshaft, this cam works great with 103-cubic-inch and larger engines with free-flowing intake and exhaust. It can be used with stock heads (updated with race springs) and high-compression pistons for even more torque than a SE-211 cam, or can be coupled with any of the performance heads to realize the full power potential. This cam is used in the 103-cubic-inch Stage III Race Kit. **For race application only.**

SE-585 CAM KIT*

This cam is a great match for riders of heavy Touring bikes looking for big torque at the low end. Just a quick downshift to fourth gear results in an effortless pass of that slow moving tractor-trailer ahead of you. This cam provides early on high torque at the low end of the RPM spectrum. A unique combination of lift, cam lobe duration and an enhanced cam profile ramp provides a performance boost you can feel. The cam's QRD (Quiet Ramp Design) delivers high torque throughout the RPM range while reducing valve train noise. **For race application only.**

CAM SPECIFICATIONS

Description	'99-'05 Dyna® '00-'06 Softail® '99-'06 Touring	'06-'17 Dyna® '07-'17 Softail® '07-'16 Touring	Lift @ Valve Intake/Exhaust	Duration @ .053 Intake/Exhaust	Timing @ .053 Lift Open/Close	TDC Lift @ Valve Intake/Exhaust
Stock TC88, 95, 103	—	—	.484"/.484"	198°/222°	Intake: 12° ATDC/30° ABDC Exhaust: 38° BBDC/04° ATDC	0.041"/.102"
Stock TC 103 HO	—	See Service manual for specific P/N	.511"/.511"	212°/233°	Intake: 02° BTDC/30° ABDC Exhaust: 43° BBDC/10° ATDC	.091"/.125"
SE-203 Midrange TQ	25937-99B	—	.510"/.483"	234°/239°	Intake: 18° BTDC/36° ABDC Exhaust: 42° BBDC/17° ATDC	0.178"/.152"
SE-204 Midrange TQ	25149-00	25464-06	.508"/.508"	236°/240°	Intake: 22° BTDC/34° ABDC Exhaust: 52° BBDC/08° ATDC	0.208"/.129"
SE-211 Midrange TQ	25152-00	25465-06	.508"/.508"	248°/256°	Intake: 23° BTDC/45° ABDC Exhaust: 59° BBDC/17° ATDC	0.203"/.170"
SE-253* Midrange TQ	25376-03	—	.538"/.538"	240°/256°	Intake: 7° BTDC/53° ABDC Exhaust: 59° BBDC/17° ATDC	0.119"/.158"
SE-254E Midrange TQ	—	25503-10	.535"/.536"	224°/234°	Intake: 01° ATDC/43° ABDC Exhaust: 50° BBDC/04° ATDC	0.094"/.102"
SE-255 Low Speed TQ	—	25638-07	.556"/.556"	211°/235°	Intake: 6° BTDC/25° ABDC Exhaust: 48° BBDC/7° ATDC	0.130"/.116"
SE-257* Midrange HP	25155-00	—	.569"/.569"	252°/260°	Intake: 24° BTDC/48° ABDC Exhaust: 59° BBDC/21° ATDC	0.213"/.200"
SE-259E* Midrange HP	—	25482-10	.579"/.579"	246°/250°	Intake: 19° BTDC/47° ABDC Exhaust: 58° BBDC/12° ATDC	0.182"/.155"
SE-585* Midrange TQ	—	25400117	.584"/.584"	234°/240°	Intake: 18° BTDC/36° ABDC Exhaust: 47° BBDC/13° ATDC	0.178"/.142"
SE-266E* Hi Speed HP	25400029	25494-10	.658"/.658"	262°/266°	Intake: 24° BTDC/58° ABDC Exhaust: 69° BBDC/17° ATDC	0.208"/.178"


Theoretical based on rocker arm ratio of 1.65. Valve train components, operation temperature and tolerance stack-up will affect actual lifts.

***NOTICE:** Requires use of Screamin' Eagle® Valve Spring Kit and appropriate Screamin' Eagle Pushrods for installation and to ensure proper clearance. Failure to comply may result in engine damage.

NOTE: It is recommended that older models should have valve springs replaced over time as valve springs lose their tension over time and lose their ability to support appropriate valve spring tension especially when used at higher RPM.

NOTE: Separate purchase of Cam Spacer Kit P/N 25928-06 is recommended for '06-'17 Dyna®, '07-'17 Softail® and '07-'16 Touring models. These kits contain five different spacers to achieve proper sprocket alignment. Individual spacers can be purchased separately.

NOTE: Separate purchase of Cam Spacer Kit P/N 25928-06 is recommended for '06-'17 Dyna®, '07-'17 Softail® and '07-'16 Touring models. These kits contain five different spacers to achieve proper sprocket alignment. Individual spacers can be purchased separately.



Street legal and/or street compliant statements refer to product meeting 50-State emissions and noise standards in the United States. The street legal and/or street compliant statements may not apply to markets outside of the United States.

TWIN CAM

82 TWIN CAM

Builders Components

A. SCREAMIN' EAGLE® RACE VALVE SPRING KIT*

This straight coil double spring Race Valve Spring Kit will allow the engine to rev to 7000 RPM and enable the use of higher-lift cams. Complete kit includes springs, upper and lower collars and valve keys.

18344-05 7mm dia. Valve Stems.
Fits '04-'22 XL and '05-'17 Twin Cam models with stock cylinder heads. Will not fit FXDLS, FLSS, FLSTFBS, CVO™ 103CI and 110CI models or models equipped with Screamin' Eagle® cylinder heads.

18281-02A 5/16" dia. Valve Stems.
Fits '99-'04 Twin Cam, all Evolution® 1340 and '86-'03 XL models. (not shown)

B. SCREAMIN' EAGLE PERFORMANCE VALVE SPRING KIT*

This performance Beehive-shaped Valve Spring Kit will permit the Sportster® engine to rev to 7000 RPM. The unique ovate wire yields increased performance from a compact spring design. The installed spring pressure is increased to 208 lbs, and allows a maximum lift of .590". Complete kit includes springs, upper collars and keepers and lower collars with integral valve seals.

18013-03A
Fits '04-'22 XL, XR and '05-'17 Twin Cam-equipped models. Does not fit FXDLS, FLSS, FLSTFBS or Screamin' Eagle Performance Heads with .3125" diameter valves.

Also available: SCREAMIN' EAGLE VALVE SPRING SHIM KIT

This Valve Spring Shim Kit allows the engine builder to adjust spring pressure by combining various-thickness shims. The kit is a great help when trying to obtain consistent spring pressure across all valves. Kit includes 12 shims (4 each: .015", .030", .060" thickness).

18226-03
Fits '04-'22 XL and '05-'17 Twin Cam models equipped with Valve Spring Kit P/N 18344-05. Also fits '99-'04 Twin Cam, all Evolution 1340 and '86-'03 XL models equipped with Valve Spring Kit P/N 18013-03A.

C. SCREAMIN' EAGLE BIG BORE HIGH-PERFORMANCE HEAD GASKET KIT

This multi-layered head gasket provides improved sealing for 3-7/8" Big Bore high-performance engines. Sold in pairs. For engines with compression ratios above 10.0:1, Screamin' Eagle High Tensile Cylinder Studs P/N 16505-01 are required.

16101-01
Fits '99-'17 Big Bore (3.875" bore) Twin Cam-equipped models. Does not fit FXDLS, FLSS, FLSTFBS, FXSE or Twin-Cooled™ models.

D. SCREAMIN' EAGLE HIGH TENSILE CYLINDER STUD KIT

This 8-piece High Tensile Cylinder Stud Kit is a must for the serious engine builder. The studs feature a unique thread design and enhanced material properties to withstand the forces of a high-compression engine.

16505-01
Fits '99-'17 Twin Cam-equipped models.

***NOTICE:** Proper valve spring to rocker cover clearance must always be verified during installation of Screamin' Eagle® Valve Spring Kits. Failure to have adequate clearance may result in engine damage.

Street legal and/or street compliant statements refer to product meeting 50-State emissions and noise standards in the United States.

The street legal and/or street compliant statements may not apply to markets outside of the United States.



A. SCREAMIN' EAGLE RACE VALVE SPRING KIT




B. SCREAMIN' EAGLE PERFORMANCE VALVE SPRING KIT

Spring Kit (Valve Stem Dia.)	Force at 1.800" Installed Height	Recommended Max Lift	Spring Force at Max Lift	RPM Range	Spring Type	Cam Application	Notes
18013-03A (7mm)	208	.585	380	0-6500	Ovate Beehive	SE-203, 204, 211, 253, 255, 258, 259E, 585	Used on SE XL, OE CNC Ported and SE Kompressor Twin Cam Heads.
18344-05 (7mm)	195	.660	520	0-7000	Double wound	SE-251, 260, 264, 263E, 266E	N/A
18281-02A	195	.660	520	0-7000	Double wound	SE-251, 260, 264, 263E, 266E, RX267	Used on SE MVA and SE 110+

SCREAMIN' EAGLE VALVE SPRING KIT CHART




C. SCREAMIN' EAGLE BIG-BORE HIGH-PERFORMANCE HEAD GASKET KIT



D. SCREAMIN' EAGLE HIGH TENSILE CYLINDER STUD KIT



E. SCREAMIN' EAGLE ROLLER ROCKER ARMS



F. SCREAMIN' EAGLE HIGH-CAPACITY TAPPETS



G. SCREAMIN' EAGLE TWIN CAM FORGED ROCKER SUPPORTS

TWIN CAM 83

Builders Components

E. SCREAMIN' EAGLE® ROLLER ROCKER ARMS

Unique roller-tip design increases strength and reduces valve stem side-loading and tip friction. Built to handle cams with up to .700" lift in high RPM application. Complete kit includes set of four.

17378-98
Fits '84-'99 Evolution® 1340-equipped models, '86-'22 XL and XR models and '99-'17 Twin Cam-equipped models. (Modification is required on Twin Cam rocker covers.)

F. SCREAMIN' EAGLE HIGH-CAPACITY TAPPETS*

This latest version of the Screamin' Eagle High-Capacity Tappet incorporates a special heat treatment on the bearing needles and axle. In addition to the already proven, 25% larger, high capacity needle bearings, this new heat treat technology increases material hardness and compressive strength, ultimately enabling the tappet to withstand the grueling engine speeds and high valve lift found in many performance engine configurations. The newest technology is identified with a laser-etched "SE" on the axle of the tappet (shown in product image). Set of 4.

18572-13
Fits '18-later Milwaukee-Eight®-equipped models, '99-'17 Twin Cam-equipped models and '00-'22 XL and XR models.

G. SCREAMIN' EAGLE TWIN CAM FORGED ROCKER SUPPORTS

Increased-strength Rocker Supports will handle the increased loads from higher-lift cams and higher RPM applications. This product keeps valve train geometry solid. Works with stock or roller rocker arms. Includes required hardware for installation.

17675-01B
Fits '99-'17 Twin Cam-equipped models.

*NOTE: In race applications, high-lift cams and stiff valve springs put extreme pressure on the engine's lifters and pushrods. At 7000 RPM, instantaneous forces of up to 1200 lbs. can be experienced. This severe dynamic loading can lead to accelerated tappet wear. In these applications, we suggest installation of Screamin' Eagle® High-Capacity Tappets and periodic tappet inspection and replacement to maximize engine life.

Street legal and/or street compliant statements refer to product meeting 50-State emissions and noise standards in the United States.

The street legal and/or street compliant statements may not apply to markets outside of the United States.

TWIN CAM

84 TWIN CAM

Builders Components

A. SCREAMIN' EAGLE® PREMIUM TAPERED QUICK-INSTALL ADJUSTABLE PUSHRODS

These premium pushrods are tapered for enhanced clearance at the cylinder head, allowing the use of higher lift cams. The one-piece chrome moly tube adds rigidity and durability and the threaded adjustment feature provides easy cam installation without removing the cylinder heads or rocker boxes. To simplify adjustment, the tube features six flats, with one flat marked with a large dot for tracking the adjustment. The threaded rod features 4 flats to reduce wrench swing. Each pushrod features the Screamin' Eagle logo and is marked for Intake or Exhaust. Kit includes 4 pushrods and required pushrod tubes.

Fits '99-'17 Twin Cam-equipped models.

17900032 With Gloss Black Covers.

18404-08 With Chrome Covers.

B. SCREAMIN' EAGLE PRO PERFECT FIT PUSHRODS*

These one-piece tapered pushrods are stiffer than conventional pushrods and are lighter than adjustable pushrods. These are perfectly sized for the engine builder who knows what head and cam combination are being used. Four sizes to fit the most popular head and cam combinations. Refer to pages 76-77 for model-specific cam information. Sold in sets of 4.

Fits '99-'17 Twin Cam engines. Refer to application chart at the bottom of this page for applicable cylinder head and cam combinations.

18400-03 Original Equipment Length.

18401-03 +.030"

18402-03 -.030"



A. SCREAMIN' EAGLE PREMIUM TAPERED QUICK-INSTALL ADJUSTABLE PUSHRODS – GLOSS BLACK COVERS



A. SCREAMIN' EAGLE PREMIUM TAPERED QUICK-INSTALL ADJUSTABLE PUSHRODS – CHROME COVERS



Type of Cam Installed	Type of Head Installed		
	Original Equipment	CNC-Ported Factory Heads or Screamin' Eagle MVA Heads	Screamin' Eagle Kompressor Heads
Stock, SE-203, SE-204, SE-211, SE-253, SE-254E, SE-255	18400-03	18402-03	
SE-251, SE-257, SE-258, SE-259E, SE-585	18401-03	18400-03	18402-03
SE-260, SE-264, SE-263E	N/A	18401-03	N/A
RX-267, SE-266E	N/A		N/A



B. SCREAMIN' EAGLE PRO PERFECT FIT PUSHRODS

*NOTE: Screamin' Eagle Adjustable or Perfect Fit Pushrods are required when installing Screamin' Eagle Twin Cam Cylinder Heads and SE-251, SE-257, SE-258 or SE-260 Camshafts.

*CAUTION: Proper valve spring to rocker cover clearance must always be verified during installation of Screamin' Eagle Valve Spring Kits. Failure to have adequate clearance may result in engine damage.

Street legal and/or street compliant statements refer to product meeting 50-State emissions and noise standards in the United States.

The street legal and/or street compliant statements may not apply to markets outside of the United States.

TWIN CAM 85

Builders Components

C. SCREAMIN' EAGLE® HYDRAULIC CAM CHAIN TENSIONER AND HIGH-FLOW OIL PUMP UPGRADE KIT

This kit updates the cam chain of your Twin Cam 88® engine to the latest design, as featured on the Twin Cam 96™ engine. The billet cam support plate has been designed to allow the installation of the Twin Cam 96 hydraulic cam chain tensioner to Twin Cam 88-equipped models. These Hydraulic Cam Chain Tensioners will significantly outlast the spring loaded tensioners and are an ideal addition to an engine modified for improved performance. In addition, '02-'06 models utilize a Twin Cam 96 single row front roller chain and sprocket (included in kit). '99-'01 models use Original Equipment front silent chain and sprocket to retain the cam position sensor function. The kit includes an improved Screamin' Eagle® High-Flow Oil Pump that provides increased oil pressure at high-operating temperatures. This kit increases the oil supply by 23% and scavenging by 50% when compared to the '99-'05 Original Equipment oil pump and reduces operating temperature of bearings to improve bearing life.

25284-11

Fits '99-'05 Dyna®, '00-'06 Softail® and '99-'06 Touring models. Installation requires separate purchase of Spacer Kit P/N 25285-08, Cam Service Kit P/N 17045-99D and Drive Gear Retention Kit P/N 25566-06.

Also available:

SCREAMIN' EAGLE CAM CHAIN TENSIONER SPACER KIT

Specifically designed for Hydraulic Cam Chain Tensioner Upgrade Kit P/N 25284-11. Kit includes an assortment of six different spacers. Spacers are required to space the cam sprocket to correct alignment with the mating pinion chain sprocket.

25285-08

Required for installation of Screamin' Eagle Hydraulic Cam Chain Tensioner Upgrade Kit P/N 25284-11.

D. SCREAMIN' EAGLE BILLET CAM SUPPORT PLATE WITH HIGH VOLUME OIL PUMP

A great upgrade for any performance motor. The Billet Cam Support Plate is manufactured from billet aluminum with pressed-in bronze bushings and is pre-assembled with the crankshaft bushing and oil pressure relief valve. Aluminum is specified at 6061 billet plate, heat treated to T6 specifications with a surface-hardened anodized finish to provide superior strength, rigidity and durability. CNC-precision machining ensures precise dimensions and constant material thickness across the plate, enabling perfect alignment of cams and chains. Cam bushings are made from 660 bronze materials to provide enhanced wear resistance and to stand up to increased loads from the high-lift cams common in large displacement motors. The improved Screamin' Eagle high-flow oil pump provides higher pressure when the oil is hot to keep pressure drops to a minimum and increases the oil supply by 16% and the scavenging by 29% over the '06-'17 Original Equipment oil pump.

25282-11

Fits '06-'17 Dyna and '07-'17 Softail, and '07-'16 Touring and Trike models. Installation requires separate purchase of Cam Service Kit P/N 17045-99D and Drive Gear Retention Kit P/N 25566-06.

E. SCREAMIN' EAGLE HIGH-PERFORMANCE INNER CAM BEARINGS


High-performance Inner Cam Bearings are a smart upgrade when installing high-lift cams in a race bike. These bearings provide increased load capacity and extend the engine life in extreme racing conditions. Kit includes two bearings required to complete one Twin Cam engine.

24017-10

Fits '99-'05 Dyna, '00-'06 Softail and '99-'06 Touring models.

24018-10

Fits '06-'17 Dyna, '07-'17 Softail and '07-'16 Touring and Trike models.



C. SCREAMIN' EAGLE HYDRAULIC CAM CHAIN TENSIONER AND HIGH-FLOW OIL PUMP UPGRADE KIT



D. SCREAMIN' EAGLE BILLET CAM SUPPORT PLATE WITH HIGH VOLUME OIL PUMP



New Pump Rotor

Original Pump Rotor

HIGH VOLUME OIL PUMP COMPARISON



E. SCREAMIN' EAGLE HIGH-PERFORMANCE INNER CAM BEARINGS

Street legal and/or street compliant statements refer to product meeting 50-State emissions and noise standards in the United States.

The street legal and/or street compliant statements may not apply to markets outside of the United States.


86 TWIN CAM

Builders Components

A. SCREAMIN' EAGLE PRO MAXIMUM VELOCITY AREA (MVA) CYLINDER HEADS – CNC PORTED*

The most advanced Twin Cam performance cylinder head design available. Screamin' Eagle CNC Ported Maximum Velocity Area (MVA) cylinder heads create power across the entire RPM range by maximizing velocity through the intake ports. Increased air speed velocity through the ports is achieved by "right sizing" port volume at 98cc, lowering the port roof and by precision-machining the shape of the port to complement the giant 2.120" intake valves. Screamin' Eagle CNC-Ported MVA Cylinder Heads conquer a unique engineering challenge and provide the highest possible torque and acceleration at any RPM. MVA Heads will boost the punch of a 103-cubic-inch engine. When paired with high lift cams, MVA Heads can give a 110-cubic-inch or 113-cubic-inch motor everything it needs to achieve new levels of performance. Countless hours of dyno testing resulted in a 95cc combustion chamber that performs in perfect balance with the port size and shape and reduced detonation. MVA Heads feature Screamin' Eagle Race Springs that permit the use of high lift cams (up to .660") and are machined to accept automatic compression releases (sold separately) for easier starting. MVA Heads are manufactured and assembled at Harley-Davidson's world-class engine factory in Milwaukee, ensuring every set is made to exact tolerances. All EFI Models require ECM calibration (priced separately). **For race applications only.**

16925-11 Black Highlighted.
Fits '99-'17 Twin Cam equipped models (except Twin-Cooled models). '99-'05 models require separate purchase of (2) Intake Seal Flanges P/N 26993-06. Requires Rocker Box clearance machining for valve springs.



A. SCREAMIN' EAGLE PRO MAXIMUM VELOCITY AREA (MVA) CYLINDER HEADS – CNC PORTED

TWIN CAM 87


Builders Components

B. SCREAMIN' EAGLE® PRO CNC PORTED FACTORY HEADS WITH VALVE UPGRADE

A cost-effective alternative for upgrading the performance of your bike. The intake and exhaust ports are meticulously machined to smooth the surfaces, enhancing the flow characteristics of air and fuel to provide enhanced performance. But it doesn't stop there; oversized (1.875") stainless steel intake valves and stock (1.575") stainless steel exhaust valves rest in reshaped valve seats that improve flow rates. The combustion chambers have been machined to smooth the surface and feature a blended radius on the bathtub's edge to reduce detonation by eliminating hot spots and promoting improved combustion. The head gasket surface has been milled to maintain stock combustion chamber volume, which results in stock compression when used with Original Equipment pistons. Compression can be increased with the installation of matched Screamin' Eagle® high compression pistons. Heads are assembled with high performance valve springs that support cams with lift up to .585". Heads are machined and threaded to simplify installation of Automatic Compression Release (sold separately). All EFI models require ECM calibration (priced separately). **For race application only.**

16500208 Complete Head Kit.
Fits '14-'16 FLHTCU, FLHTCUL, FLHTK, FLHTKL and FLTRU models equipped with Twin-Cooled™ engines.

16500013A Complete Head Kit.
Fits '99-'17 Twin Cam-equipped models. '99-'05 models require separate purchase of (2) Intake Flanges P/N 26993-06. Does not fit FXDL, FLSS, FLSTBS, FXSE or Twin-Cooled equipped models.



B. SCREAMIN' EAGLE PRO CNC PORTED FACTORY CYLINDER HEADS WITH VALVE UPGRADE

NOTICE: Screamin' Eagle® Adjustable or Perfect Fit Pushrods are required for installation.

*NOTE: See matrix on Page 86 for recommended cylinder head/piston combination.

Lift (in.)	Screamin' Eagle Cylinder Head Type			
	Hurricane	MVA	CNC Factory	Kompressor/OE
	SCFM	SCFM	SCFM	SCFM
0	0	0	0	0
0.1	60	65	66	61
0.2	134	134	124	121
0.3	202	194	200	174
0.4	265	246	244	192
0.5	313	279	256	197
0.55	328	284	254	199
0.6	336	290	-	-
0.65	345	295	-	-

INTAKE PORT FLOW AS A FUNCTION OF VALVE LIFT


NOTICE: Screamin' Eagle® Adjustable or Perfect Fit Pushrods are required for installation.

TWIN CAM

BIG BORE BOLT-ON CYLINDERS

When it comes to increasing engine power, there is no substitute for more cubic inches. With efficient filling of the air/fuel mixture, the bigger the displacement, the more power your engine can produce. In the past, the only way to increase the bore of your 103- or 110-cubic-inch Twin Cam V-Twin motor was to tear down the motor and re-bore the engine cases to fit larger bore cylinder spigots. It was a labor-intensive – and expensive – process.

The Screamin' Eagle team has engineered a Big Bore Cylinder and Piston package that increases the internal bore without increasing the outside diameter of the cylinder spigot. The cylinder slips into the existing case bore without modification.



HIGH-STRENGTH CYLINDER LINERS ARE MACHINED TO SLIP INTO THE STOCK CASE OPENING



A. SCREAMIN' EAGLE® PRO 4.125" BIG BORE BOLT-ON CYLINDER AND PISTON KIT – CVO™ 110CI TO 117CI



Racers can take their model's Original Equipment 110-cubic-inch motor to a full 117 cubic inches without removing the engine from the chassis. The Screamin' Eagle team has engineered a 4.125" Big Bore Cylinder and Piston package that increase the internal bore from 4.0" to 4.125", without increasing the outside diameter of the cylinder spigot. The cylinder slips into the existing case bore without modification. Have you already installed a CVO™ Stage III performance kit on your CVO 110 Twin Cam motor? If so, you can retain that performance investment and combine those components with this kit. This kit will add a whopping 7 cubic inches of displacement for more torque throughout the RPM range. The kit includes front and rear cylinders, system-matched pistons with rings and cylinder head gaskets. All EFI models require ECM calibration (priced separately). **For race application only.**

Fits '07-'17 CVO 110CI models. Also fits '16-'17 110CI FLSS, FLSTFBS and FXDLS models. Requires custom tuning to your specific application.

- 92500051 Granite Highlighted.
- 92500050 Black Highlighted.



A. SCREAMIN' EAGLE PRO 4.125" BIG BORE BOLT-ON CYLINDER AND PISTON KIT – CVO 110CI TO 117CI

Street legal and/or street compliant statements refer to product meeting 50-State emissions and noise standards in the United States.

The street legal and/or street compliant statements may not apply to markets outside of the United States.



C. SCREAMIN' EAGLE 3-7/8" BIG-BORE CYLINDER KIT

B. SCREAMIN' EAGLE® PRO 4" BIG BORE BOLT-ON CYLINDER AND PISTON KIT – 96/103CI TO 110CI



Take your 96- or 103-cubic-inch motor to a full 110 cubic inches without removing the engine from the chassis. The Screamin' Eagle team has engineered a 4" Big Bore Cylinder and Piston package that increases the internal bore from 3-7/8" to 4", without increasing the outside diameter of the cylinder spigot. The cylinder slips into the existing case bore without modification. Have you already installed a Stage III or Stage IV performance kit on your 103 Twin Cam motor? This kit will add a whopping 7 cubic inches of displacement for more torque throughout the RPM range. The kit includes front and rear cylinders, system-matched pistons with rings, and top head gaskets. All EFI models require ECM calibration (priced separately). **For race application only.**

92500039 Black Highlighted.
Fits '07-'17 Twin Cam models with 4-3/8" stroke flywheel. Cannot be installed on CVO™ 110, FXDLS, FLSS or FLSTFBS 110 models or models with engine cases that have been machined to accept large-bore cylinders. Twin-Cooled™ models require separate purchase of model-specific head gaskets.

C. SCREAMIN' EAGLE 3-7/8" BIG-BORE CYLINDER KIT



Bigger is better. This kit increases displacement of the Twin Cam 88 (1450) to 95 cubic inches (1550) or 103 cubic inches (1690) when used with Screamin' Eagle Stroker Flywheel and Rod Assembly. Also can be used with Twin Cam 96™ (1584) models to produce 103 cubic inches (1690) with stock flywheels. These cylinders require no crankcase machining and are finished honed for standard size 3-7/8" pistons. Use with flat-top, high-compression or Stroker pistons. All EFI models require ECM calibration (priced separately).

Fits '99-'17 Twin Cam 88 or 96CI-equipped models.

- 16500045A Black Non-Highlighted. (pair)
- 16546-99A Black Highlighted. (pair)
- 16549-99A Silver Highlighted. (pair)



Black Highlighted

Black Non-Highlighted

C. SCREAMIN' EAGLE 3-7/8" BIG-BORE CYLINDER KIT

Street legal and/or street compliant statements refer to product meeting 50-State emissions and noise standards in the United States.

The street legal and/or street compliant statements may not apply to markets outside of the United States.

90 TWIN CAM

Builders Components

A. SCREAMIN' EAGLE® PRO HIGH COMPRESSION PISTONS – TWIN-COOLED™ HEADS*

Designed for use with the unique combustion chamber of the Original Equipment or Factory CNC-Ported Heads for Twin-Cooled™ 103CI models, these pistons deliver impressive performance gains. The liquid-cooled exhaust valves reduce the chance of detonation and allow the engine to take advantage of higher compression ratios. Forged from high-strength aluminum, these 10.75:1 (Original Equipment) or 11.0:1 (CNC Ported) ratio pistons feature nickel-plated surfaces for enhanced durability and special coated skirting for improved wear resistance. These pistons include Titanium SST rings to withstand the stresses seen in racing. Complete kit includes pistons, rings, wrist pins and clips. All EFI models require ECM calibration (priced separately). **For race application only.**

Fits '14-'16 FLHTCU, FLHTCUL, FLHTK, FLHTKL, FLTRU and FLHTCUTG models with 103CI Twin-Cooled engines.

27000007 3.875" (Standard Bore).

NOTE: High-Compression Piston applications require installation of appropriate compression release in cylinder heads.



A. SCREAMIN' EAGLE PRO HIGH COMPRESSION PISTONS – TWIN-COOLED HEADS

Displacement Calculation:

$\pi \times r^2 \times \text{stroke} \times 2 \text{ cylinders}$
Where $\pi = 3.14$, and $r = (\text{bore diameter}/2)$

Cylinder Head/Piston Combination Compression Ratio Chart

Displacement	Piston Type	Original Equipment and CNC-Ported Factory Cylinder Heads	Kompressor Heads	CVO™ Stock Head and CNC Ported MVA	Hurricane Heads
95CI	SE Cast Big Bore Flat-Top Pistons P/N 22851-99A	9.4:1	10:1	N.A.	N.A.
	SE Cast High-Compression Pistons for stock TC 88® heads only P/N 22661-99A	10.25:1	N.A.	N.A.	N.A.
	SE Forged High-Compression Pistons P/N 22868-00A	9.6:1	10.5:1	N.A.	N.A.
96CI	Original Equipment	9.2:1	10.3:1	N.A.	N.A.
103CI	SE Cast Flat-Top Stroker Pistons P/N 21966-07	10:1	10.5:1	N.A.	N.A.
	SE Forged Flat-Top Stroker Pistons P/N 22942-00A	10:1	10.5:1	9:1	N.A.
	SE Forged High-Compression Pistons for stock TC 96™ heads or Kompressor Heads P/N 22144-08B	10.5:1	11:1	N.A.	N.A.
	SE Forged Stroker Pistons for CVO™ 110 or CNC Ported MVA Heads P/N 22137-08B	N.A.	N.A.	10.5:1	N.A.
	SE Forged Race High-Compression Pistons for CVO 110 or CNC Ported MVA Heads P/N 21928-08A	N.A.	N.A.	11.1	N.A.
SE High Compression Pistons – Twin-Cooled P/N 27000007	11.25:1	N.A.	N.A.	N.A.	N.A.
110CI	Original Equipment (CVO)	N.A.	N.A.	9.3:1	N.A.
	SE Forged High-Compression Pistons for CVO 110 or CNC Ported MVA Heads P/N 22502-07	N.A.	N.A.	10.5:1	N.A.
113CI	SE Forged High-Compression Pistons for CVO 110 or CNC Ported MVA Heads P/N 22571-07B	N.A.	N.A.	10.5:1	N.A.
	SE Forged Race High-Compression Pistons for CVO 110 or CNC Ported MVA Heads P/N 21915-08A	N.A.	N.A.	11.1	N.A.
120CI	SE Pro Twin Cam Forged Piston Kit for 4-5/8" Stroke P/N 22574-10	N.A.	N.A.	10.5:1	10.5:1
	SE Pro Twin Cam Forged Piston Kit for 4-5/8" Stroke P/N 21900001	N.A.	N.A.	12.1	12:1

*"N.A." denotes not applicable – these combinations are not recommended.

TWIN CAM 91

Builders Components

B. SCREAMIN' EAGLE® PRO TWIN CAM FORGED 12:1 COMPRESSION PISTON KIT*

These race-only ultra-high-compression pistons squeeze every bit of power out of the 120R engine. Forged from high-strength aluminum, these 12.0:1 compression pistons feature nickel-plated surfaces for enhanced durability, and a special Teflon® coating for improved wear resistance required in racing applications. These pistons include state-of-the-art Titanium SST rings to withstand the stresses seen in racing. Designed to work with the 4-5/8" Stroker Flywheel only, this complete kit includes pistons, rings, wrist pins and clips. All EFI models require ECM calibration (priced separately). **For race application only.**

Fits '06-'17 Dyna® (except FXDLS), '07-'17 Softail® (except FLSS, FLSTFBS and FXSE), and '07-'16 Touring models equipped with 4.060" cylinders and 4-5/8" Stroker Flywheels. Does not fit Twin-Cooled™ models.

21900001 4.060" (Standard Bore).



B. SCREAMIN' EAGLE PRO TWIN CAM FORGED 12:1 COMPRESSION PISTON KIT*

C. SCREAMIN' EAGLE PRO TWIN CAM FORGED 11.1:1 COMPRESSION PISTON KIT FOR MVA, 110+ OR ACR PERFORMANCE CYLINDER HEADS – 4.060" & 3-7/8"*

These 11.1:1 High-Compression Pistons are forged from light-weight aluminum for maximum strength. The piston top dome is designed to match specifically with the combustion chamber to provide additional performance over other piston designs. Pistons are electroless-nickel coated for increased durability and the piston skirts feature a unique black coating for improved wear resistance, better fit and reduced noise. Complete kit includes pistons, rings, wrist pins and clips. All EFI models require ECM calibration (priced separately). **For race application only.**

Fits '99-'17 Twin Cam models equipped with 4.060" cylinders and Screamin' Eagle® MVA, 110+ or ACR Performance Cylinder Heads. '99-'06 models also require appropriate Screamin' Eagle 4-3/8" Stroker Flywheel and Rod Assembly. Does not fit FXDLS, FLSS, FLSTFBS, FXSE, CVO™ or Twin-Cooled models.

21915-08A 4.060" Standard Bore, SST Rings.

Fits '99-'17 Twin Cam models equipped with 3-7/8" cylinders and Screamin' Eagle MVA, 110+ or ACR Performance Cylinder Heads. '99-'06 models also require appropriate Screamin' Eagle 4-3/8" Stroker Flywheel and Rod Assembly. Does not fit FXDLS, FLSS, FLSTFBS, FXSE, Twin-Cooled or CVO models.

21928-08A 3.875" Standard Bore.



C. SCREAMIN' EAGLE PRO TWIN CAM FORGED 11.1:1 COMPRESSION PISTON KIT FOR MVA, 110+ OR ACR PERFORMANCE CYLINDER HEADS – 4.060" AND 3-7/8"



D. SCREAMIN' EAGLE PRO TWIN CAM FORGED 10.5:1 COMPRESSION PISTON KIT FOR MVA, 110+ OR ACR PERFORMANCE CYLINDER HEADS – 4.060" AND 3-7/8"

*NOTE: See matrix on Page 86 for recommended cylinder head/piston combinations.

*Recalibration is required for proper installation. See Dealer for details. Labor cost not included.

*NOTICE: Always check piston-to-valve clearance with modified dome pistons and non-stock cam shafts.

NOTE: High-Compression Piston applications require installation of appropriate compression release in cylinder heads.




SCREAMIN' EAGLE PRO TWIN CAM PISTON KITS

TWIN CAM

92 TWIN CAM

Builders Components

A. SCREAMIN' EAGLE® PRO TWIN CAM FORGED HIGH-COMPRESSION PISTONS FOR MVA, CVO™ 110, ACR PERFORMANCE OR 110+ CYLINDER HEADS – 4.000" 
Bump torque and horsepower on your 110" Twin Cam power train with the addition of high-compression pistons. Developed for the 110" Race Kit, these pistons increase the compression ratio to 10.5:1. Forged from high-strength aluminum, the pistons are precision-machined, and feature coated skirts for a tight-tolerance fit and quieter operation. All EFI models require ECM calibration (priced separately). **For race application only.**

Fits '07-'17 Twin Cam models equipped with 4.000" cylinders and Screamin' Eagle® MVA, CVO™ 110, ACR Performance or 110+ Cylinder heads.

22502-07B 4.000" Standard Bore.

B. SCREAMIN' EAGLE PRO TWIN CAM FORGED PISTON KIT FOR 4-5/8" STROKE – 4.060" 
Forged from high-strength aluminum, these 10.5 to 1 ratio pistons feature nickel-plated surfaces for enhanced durability and a special Teflon® coating for improved wear resistance required for racing applications. These pistons include Titanium SST rings to withstand the stresses seen in racing. Complete kit includes pistons, rings, wrist pins and clips. All EFI models require ECM calibration (priced separately). **For race application only.**

Fits '06-'17 Dyna® (except FXDLS), '07-'17 Softail® (except FLSS, FLSTFBS and FXSE) and '07-'16 Touring models equipped with 4.060 cylinders, 4-5/8" Flywheel and Rod assembly, 110+ Cylinder Heads, MVA Cylinder Heads or ACR Performance Cylinder Heads. Does not fit Twin-Cooled™ models.

22574-10 4.060" Standard Bore.

C. SCREAMIN' EAGLE PRO TWIN CAM FORGED FLAT-TOP STROKER PISTONS – 3-7/8" 
Designed for use with 4-3/8" stroke engines, these 3-7/8" forged pistons can be combined with different heads depending on your horsepower and torque requirements. Kit includes pistons, rings, pins and clips. All EFI models require ECM calibration (priced separately). **For race application only.**

Fits '99-'17 Twin Cam models equipped with 3-7/8" cylinders. '99-'06 models also require Screamin' Eagle 4-3/8" Stroker Flywheel and Rod Assembly. Does not fit FXDLS, FLSS, FLSTFBS, FXSE, or CVO models.

22942-00A 3.875" Standard Bore.

D. SCREAMIN' EAGLE PRO TWIN CAM HIGH-COMPRESSION FORGED PISTONS FOR STOCK CYLINDER HEADS – 3-7/8" 
When combined with stock cylinder heads and 4-3/8" stroke flywheels, these forged 3-7/8" pistons boost the compression ratio of your 3-7/8" big bore cylinder setup. The combination results in a compression ratio of 10.5:1. Piston skirts feature a unique black coating for improved wear-resistance, better fit and reduced noise. These pistons include Titanium SST rings to withstand the stresses seen in racing. Complete kit includes pistons, rings, wrist pins and clips. All EFI models require ECM calibration (priced separately). **For race application only.**

Fits '07-'17 Twin Cam models equipped with 3-7/8" cylinders and 4-3/8" stroke flywheels. Does not fit FXDLS, FLSS, FLSTFBS, FXSE or Twin-Cooled models.

22144-08B 3.875" Standard Bore.

22143-08B 3.875" Bore, +.010 o/s.

*NOTE: See matrix on Page 86 for recommended cylinder head/piston combinations.

*Recalibration is required for proper installation. See Dealer for details. Labor cost not included.

*NOTICE: Always check piston-to-valve clearance with modified dome pistons and non-stock cam shafts.



A. SCREAMIN' EAGLE PRO TWIN CAM FORGED HIGH-COMPRESSION PISTONS FOR MVA, CVO 110, ACR PERFORMANCE OR 110+ CYLINDER HEADS – 4.000"



B. SCREAMIN' EAGLE PRO TWIN CAM FORGED PISTON KIT FOR 4-5/8" STROKE – 4.060"



C. SCREAMIN' EAGLE PRO TWIN CAM FORGED FLAT-TOP STROKER PISTONS – 3-7/8"



D. SCREAMIN' EAGLE PRO TWIN CAM HIGH-COMPRESSION FORGED PISTONS FOR STOCK CYLINDER HEADS – 3-7/8"


NOTE: High-Compression Piston applications require installation of appropriate compression release in cylinder heads.



SCREAMIN' EAGLE PRO TWIN CAM PISTON KITS

TWIN CAM 93

Builders Components

E. SCREAMIN' EAGLE® PRO TWIN CAM CAST FLAT TOP STROKER PISTONS – 3-7/8" 
Flat-Top Cast Pistons are designed for use with 3-7/8" cylinders. Kit includes rings, clips and pins. All EFI models require ECM calibration (priced separately). **For race application only.**

Fits '07-'17 Twin Cam models (except FXDLS, FLSS and FLSTFBS) equipped with 3-7/8" cylinders.

21966-07 3.875" Standard Bore.

F. SCREAMIN' EAGLE PRO TWIN CAM HIGH-COMPRESSION FORGED PISTON KITS* – 3-7/8" 
These pistons have been designed to be used with our Twin Cam Performance Heads and can also be used with stock cylinder heads. These pistons are forged for higher RPM capability than cast pistons and come complete with rings, wrist pins and clips. These pistons cannot be used in Stroker applications. All EFI models require ECM calibration (priced separately). **For race application only.**

Fits '99-'06 Twin Cam 1550 models equipped with 3-7/8" cylinders with 4 inch flywheel stroke.

22868-00A 3.875" Standard Bore.

G. SCREAMIN' EAGLE PRO TWIN CAM HIGH-COMPRESSION CAST PISTON KITS* – 3-7/8" 
These high-compression 10.25:1 cast pistons are designed for use in a Twin Cam engine equipped with stock cylinder heads and 3-7/8" cylinders (1550). Piston kit includes rings, clips and pins. All EFI models require ECM calibration (priced separately). **For race application only.**

Fits '99-'06 Twin Cam 1550 models equipped with 3-7/8" cylinders.

22661-99A 3.875" Standard Bore.

NOTICE: Cast pistons should not be used when engine speed is expected to exceed 6200 RPM. Failure to comply may result in engine damage.

H. SCREAMIN' EAGLE PRO TWIN CAM BIG BORE FLAT-TOP CAST PISTON KITS* – 3-7/8" 
These Flat-Top Cast Pistons are designed for use with 3-7/8" Big Bore performance cylinders (1550). Kit includes rings, clips and pins. All EFI models require ECM calibration (priced separately). **For race application only.**

Fits '99-'06 Twin Cam 1550 models equipped with 3-7/8" cylinders.

22851-99A 3.875" Standard Bore.

NOTICE: Cast pistons should not be used when engine speed is expected to exceed 6200 RPM. Failure to comply may result in engine damage.



E. SCREAMIN' EAGLE PRO TWIN CAM CAST FLAT-TOP STROKER PISTONS – 3-7/8"



F. SCREAMIN' EAGLE PRO TWIN CAM HIGH-COMPRESSION FORGED PISTON KITS – 3-7/8"



G. SCREAMIN' EAGLE PRO TWIN CAM HIGH-COMPRESSION CAST PISTON KITS – 3-7/8"



H. SCREAMIN' EAGLE PRO TWIN CAM BIG BORE FLAT-TOP CAST PISTON KITS – 3-7/8"

NOTE: High-Compression Piston applications require installation of appropriate compression release in cylinder heads.



SCREAMIN' EAGLE PRO TWIN CAM PISTON KITS

*NOTE: See matrix on Page 86 for recommended cylinder head/piston combinations.

*Recalibration is required for proper installation. See Dealer for details. Labor cost not included.

*NOTICE: Always check piston-to-valve clearance with modified dome pistons and non-stock cam shafts.

TWIN CAM

94 TWIN CAM

Builders Components

A. SCREAMIN' EAGLE® PRO STROKER FLYWHEEL AND ROD ASSEMBLY – 4-3/8"

These Stroker flywheels provide 103 or 113 cubic inches of raw power for your Twin Cam engine by increasing your stock stroke from 4.0" to 4-3/8" and adding the appropriate pistons and cylinders. The flywheels and rods are made from high-strength forgings. The assembly makes use of the Original Equipment (straight press) crankpin and bearings, which means you get proven durability. Stroker installation requires Big Bore Stroker Pistons and Big Bore Cylinders. All EFI models require ECM calibration (priced separately).

23703-02A 4-3/8" Stroke.
Fits '00-'06 Softail® models. '03-'06 models require the installation of Bearing Assembly P/N 24004-03B. (shown)

23600-00A 4-3/8" Stroke.
Fits '99-'05 Dyna® and '99-'06 Touring models. '03-'06 models require the installation of Bearing Assembly P/N 24004-03B. (shown)

23601-05A 4-3/8" Stroke.
Fits '06-'17 Dyna and '07-'16 Touring models. Works with Piston Kits P/N 21915-08A, 21914-08A, 21928-08A, 21916-08A, 22571-07A, 22575-07A, 22137-08A, 22141-08A, 22942-00, 22944-00, 22144-08A, 22143-08A. '03-'06 models require installation of Bearing Assembly P/N 24004-03B.

SCREAMIN' EAGLE PRO STROKER FLYWHEEL AND ROD ASSEMBLY – 4-5/8"

The flywheels and rods are manufactured from high-strength forgings, fully machined to their final shape and balanced for smooth operation. All EFI models require ECM calibration (priced separately).

24100004A 4-5/8" Stroke.
Fits '07-'17 Softail models (except FLSS, FLSTBS and FXSE). '07-'11 Softail models (except FXCW and FXCWC) require separate purchase of Screamin' Eagle® Big Twin Compensator P/N 40274-08A.

23893-10A 4-5/8" Stroke.
Fits '06-'17 Dyna (except FXDLS) and '07-'16 Touring models. '06-'11 Dyna and '07-'10 Touring models require separate purchase of Screamin' Eagle Big Twin Compensator P/N 42200064. '03-'06 models require the installation of Bearing Assembly P/N 24004-03B. Does not fit Twin-Cooled™ models.

B. SCREAMIN' EAGLE PRO STROKER FLYWHEEL AND ROD ASSEMBLY – 4-3/8"

This 4-3/8" stroker flywheel assembly can be combined with 3-7/8" cylinders and pistons to produce 1690cc (103") displacement, 4.00" cylinders and pistons for 1800cc (110") or with 4.060" cylinders and pistons for 1856cc (113") displacement. All EFI models require ECM calibration (priced separately).

23728-07A 4-3/8" Stroke.
Fits '99-'05 Dyna and '99-'06 Touring models.

23727-07A 4-3/8" Stroke.
Fits '00-'06 Softail models.

24100021 4-3/8" Stroke.
Fits '06 Dyna models. Stock on '07-later Dyna and Touring Twin Cam 96™ models.

Street legal and/or street compliant statements refer to product meeting 50-State emissions and noise standards in the United States.

The street legal and/or street compliant statements may not apply to markets outside of the United States.



A. SCREAMIN' EAGLE PRO STROKER FLYWHEEL AND ROD ASSEMBLY



B. SCREAMIN' EAGLE PRO STROKER FLYWHEEL AND ROD ASSEMBLY

TWIN CAM 95

Builders Components

C. CRATE ENGINE SHORTBLOCK ASSEMBLY

The perfect starting point for building the engine of your dreams. Engine shortblocks are manufactured and assembled on Harley-Davidson's main engine assembly line for exceptional quality and reliability. Shortblock cases, flywheels, bearings and rods are pre-assembled and ready for your custom build. Kit includes current spec Original Equipment cam plate, oil pump, cam drive components and the gaskets, seals and most of the hardware required to complete the engine and install it (not all components shown). You select your cylinders, heads, cams, covers and other top-end components. Choose one of the Screamin' Eagle Stage kits to incorporate reliable performance and pick from our decorative engine covers to customize the look. Shortblock Assemblies are stamped with a new VIN and include MSO (Manufacturer's Statement of Origin). The MSO is for Domestic only. Kits ship directly from the factory within 3-5 days.

16200070 Black 96CI/103CI.
Fits '07-'17 Dyna (except FXDLS), and '07-'16 Touring and Trike models (except CVO™).

16200071 Black 96CI/103CI.
Fits '07-'17 Softail models (except FLSS, FLSTFBS and CVO).

D. SCREAMIN' EAGLE PISTON OIL JET ASSEMBLY

This unique oil jet is designed to provide additional piston skirt clearance when used with flywheels featuring a stroke longer than the 4-3/8" Original Equipment configuration. This oil jet will provide appropriate clearance for flywheels with stroke up to 4-5/8" when used with Screamin' Eagle pistons. Two required.

22315-06A
Fits '99-'17 Dyna, '00-'17 Softail and '99-'16 Touring models.



C. CRATE ENGINE SHORTBLOCK ASSEMBLY – BLACK 96CI/103CI (16200070 SHOWN)



D. SCREAMIN' EAGLE PISTON OIL JET ASSEMBLY

Street legal and/or street compliant statements refer to product meeting 50-State emissions and noise standards in the United States.

The street legal and/or street compliant statements may not apply to markets outside of the United States.

TWIN CAM

96 TWIN CAM

Builders Components

A. SCREAMIN' EAGLE® AUTOMATIC COMPRESSION RELEASE



Automatic Compression Release (ACR) valves reduce the strain of starting your high-performance motor by reducing cylinder compression—automatically! The engine is easier to turn over, resulting in less wear on your starter and battery. After start, the ACR valves close to restore full compression. ACR gives you peace of mind and protects your investment. ACR can be installed on stock or Screamin' Eagle® Performance cylinder heads for all '07-'17 Twin Cam-equipped models. Installation requires machining to be performed by a competent machinist using the Screamin' Eagle Automatic Compression Release Fixture Kit P/N 94648-08 (sold separately). Installation requires separate purchase of model-specific ACR Wiring Harness.

28861-07A

Fits '07-'17 Twin Cam-equipped models. Can be used with Original Equipment or Screamin' Eagle Cylinder Heads. Does not fit with Twin-Cooled™ engines. (each)

B. SCREAMIN' EAGLE AUTOMATIC COMPRESSION RELEASE WIRING HARNESS



70623-06

Fits '07-'11 Dyna®, '07-'10 Softail® and '07 Touring models equipped with Automatic Compression Release Cylinder Heads.

70623-08

Fits '08-'11 Touring models equipped with Automatic Compression Release Cylinder Heads.

70623-11

Fits '11 Softail models equipped with Automatic Compression Release Heads.

C. SCREAMIN' EAGLE PRO MECHANICAL COMPRESSION RELEASE



These compression releases may be used to ease starting on high-compression engines, especially Stroker flywheel-equipped models. Releases are activated by pushing on the top before starting, which reduces cranking pressure, and allows the engine to spin over easier. After the engine starts they automatically close to restore full compression. Installation of these compression releases may require machining of the cylinder head. This operation should only be performed by a competent machinist or by using Mechanical Compression Release Machining Fixture P/N 94638-08. Sold in pairs.

32076-04

Fits all Screamin' Eagle Twin Cam Cylinder Heads (except heads equipped with Automatic Compression Release).

Street legal and/or street compliant statements refer to product meeting 50-State emissions and noise standards in the United States.

The street legal and/or street compliant statements may not apply to markets outside of the United States.



A. SCREAMIN' EAGLE AUTOMATIC COMPRESSION RELEASE



B. SCREAMIN' EAGLE AUTOMATIC COMPRESSION RELEASE WIRING HARNESS



C. SCREAMIN' EAGLE PRO MECHANICAL COMPRESSION RELEASE

TWIN CAM 97

Builders Components

D. SCREAMIN' EAGLE LEFTY BEARING

When high-performance engine modifications are made, the increased torque is transferred via the crankshaft to the drive system, putting a significantly higher load on the bearing. The Lefty Bearing is case hardened on the inner and outer race to provide increased load capacity and enhanced durability in high-torque applications. The bearing is installed in the left side of the crank case and supports the output shaft to the primary drive system. Actual bearing color may vary.

24004-03B

Fits '03-'17 Twin Cam-equipped models and '17-later Milwaukee Eight models.

E. SCREAMIN' EAGLE TIMKEN® BEARING SLEEVE

Convert a 2003-later Twin Cam model with a factory-installed roller bearing to a Timken® tapered bearing. When used with Screamin' Eagle Timken Bearing Tool P/N 34823-08 (sold separately), the Bearing Sleeve can be installed without precision machining. Sleeve accepts press-in Timken bearing (sold separately).

34822-08

Fits '03-'17 Twin Cam-equipped models. Installation requires separate purchase of model-specific Sprocket Spacer. '03-'05 Dyna® use P/N 24038-99A, '03-'06 Softail® use P/N 24039-01A, '03-'06 Touring use P/N 24008-99 and '06-later Dyna and '07-later Softail, Touring and Trike models use P/N 11887. Requires separate purchase of Tapered Roller Bearing Set P/N 9028.



D. SCREAMIN' EAGLE LEFTY BEARING




E. SCREAMIN' EAGLE TIMKEN BEARING SLEEVE

Street legal and/or street compliant statements refer to product meeting 50-State emissions and noise standards in the United States.

The street legal and/or street compliant statements may not apply to markets outside of the United States.

SPORTSTER® POWERTRAIN

Screamin' Eagle® Stage upgrades offer complete street-compliant performance configurations engineered to generate specific torque and horsepower gains. Eliminating all the guesswork and trial-and-error testing normally associated with engine modifications, Stage upgrades include everything you need to enhance your bike's performance.

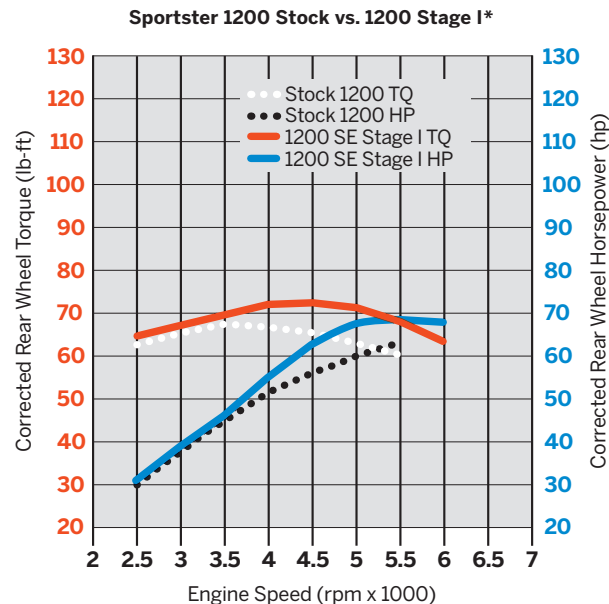


STAGE I

INTAKE + EXHAUST + TUNING

The easiest and most cost-effective step to improve your motorcycle's performance is to increase the air flow into and out of the engine. A high-flow air cleaner and system-matched slip-on mufflers provide horsepower and torque improvements you can feel throughout the RPM range, and serve as the core components for all performance upgrades. ECM calibration is required to tune the fuel flow and timing required to accommodate the improved airflow.

Stage I upgrade can be installed without engine disassembly. No special tools are required. Requires ECM tuning.



* 14-'22 XL1200 Stage II with Heavy Breather A/C & Street Cannon Mufflers

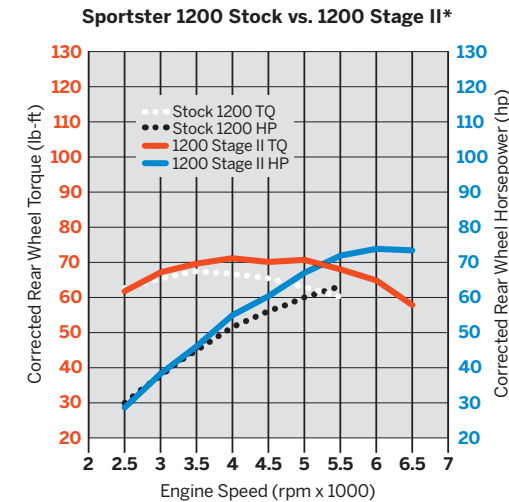
Street legal and/or street compliant statements refer to product meeting 50-State emissions and noise standards in the United States.

The street legal and/or street compliant statements may not apply to markets outside of the United States.

STAGE II

STAGE I + CAM UPGRADE

Adding performance cams to a Stage I equipped bike is the next step to improved performance. Cam choices allow you to tailor the engine's performance to your specific needs. A torque cam offers on-demand throttle response from low to mid RPM at cruising speed. A power cam targets high-RPM, wide-open throttle response that keeps pulling right up to redline. ECM calibration tuning is required to accommodate the increased valve timing, and performance valve springs may be required for high-lift cams.



* 14-'22 XL1200 Stage II with Heavy Breather A/C & Street Cannon Mufflers



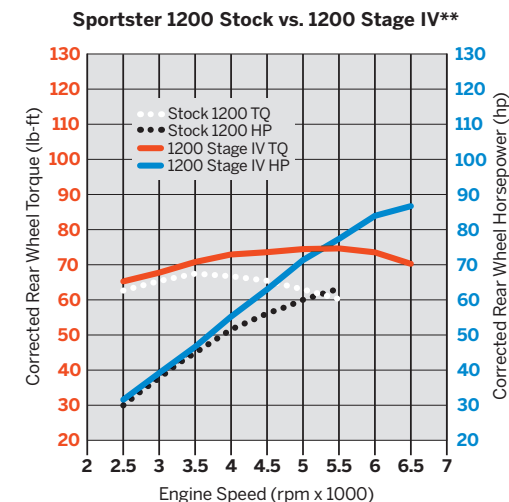
Stage II upgrade requires minor engine disassembly to replace the cam. Special tools and ECM tuning are required.



STAGE IV

STAGE I + CAMS, PISTONS, CYLINDER HEADS & THROTTLE BODY

For maximum performance improvement, the addition of high-compression pistons, free-flowing ported cylinder heads and a big bore throttle body top off a performance build. The large-diameter throttle body and port-matched intake manifold deliver huge volumes of fuel and air to the engine, the smooth passages and larger valves easily dump the mixture into the engine and the high compression pistons squeeze the air/fuel into a more volatile vapor. When ignited, the result is a major power increase. Designed to satisfy the high-RPM, throttle-twisting rider, the Stage IV update delivers 20-30% increase in power that keeps pulling right up to the redline, without sacrificing mid-range torque. ECM calibration tuning is required to add more fuel, and a higher-lift cam may be required to deliver maximum power.



** 1200 Stage IV with High-Flow A/C & Street Cannon Mufflers



Stage IV "bolt-on" upgrade requires removal of the engine's top end and opening the cam chest. Engine remains in the chassis and no machining is required. Special tools and ECM tuning are required.



Street legal and/or street compliant statements refer to product meeting 50-State emissions and noise standards in the United States.

The street legal and/or street compliant statements may not apply to markets outside of the United States.

100 SPORTSTER®

Stage I Upgrade – Intake

A. SCREAMIN' EAGLE® HEAVY BREATHER PERFORMANCE AIR CLEANER KIT



This high-flow forward-facing exposed element Air Cleaner Kit is sure to turn heads at the starting line. Featuring a polished elbow and exposed filter, this unique air cleaner system offers improved performance and airflow when compared to the stock or Screamin' Eagle® High-Flow Air Cleaner. The washable and rechargeable filter features a bright chrome end cap with a laser-engraved Screamin' Eagle logo. Intake tube and back plate are made from die-cast lightweight aluminum and are polished and chrome-plated or painted black for a brilliant finish. The back plate features integral breathers and sealed breather bolt plug. Kit includes a water-repellent rain sock and all mounting hardware. 50-State U.S. EPA compliant.

Fits '08-'22 XL models with Original Equipment Throttle Body. All models require ECM calibration for proper installation. '17-later models require recalibration with Screamin' Eagle Pro Street Tuner (sold separately).

29080-09A Gloss Black.

Fits '14-'22 XL1200 model equipped with Screamin' Eagle High Flow 58mm Throttle Body. All models require ECM calibration for proper installation. '17-later models require recalibration with Screamin' Eagle Pro Street Tuner (sold separately).

29400227A Gloss Black.

NOTE: The washable and rechargeable filter uses a special coating to help filter fine particles from the incoming air. With time, the oil in the filter will dissipate and the element will begin to turn gray. The original red color can be restored with an application of K&N® Air Filter Oil.

B. SCREAMIN' EAGLE HEAVY BREATHER FILTER COVER – TEARDROP

Dress up the Heavy Breather Air Cleaner with this radical cover. Manufactured from forged aluminum and precision CNC-machined and polished, these easy-to-install two-piece covers add a rich custom look. Cover is available in mirror-chrome or cut back gloss black finish to match your customizing direction. Kit includes water-repellent rain sock.

Fits models equipped with Screamin' Eagle Heavy Breather Air Cleaner Kits (except Compact Heavy Breather P/N 28716-10A, Heavy Breather Elite P/N 29400173, 29400172 or 29400285, and Milwaukee-Eight Heavy Breather P/N 29400263 or 29400264).

29400061A Cut Back Gloss Black – Side Logo.

28739-10A Cut Back Gloss Black – End Logo.

28740-10A Chrome – End Logo.



A. SCREAMIN' EAGLE HEAVY BREATHER PERFORMANCE AIR CLEANER KIT – GLOSS BLACK



B. SCREAMIN' EAGLE HEAVY BREATHER FILTER COVER – TEARDROP, CUT BACK GLOSS BLACK – SIDE LOGO



B. SCREAMIN' EAGLE HEAVY BREATHER FILTER COVER – TEARDROP, CHROME



B. SCREAMIN' EAGLE HEAVY BREATHER FILTER COVER – TEARDROP, CUT BACK GLOSS BLACK



C. SCREAMIN' EAGLE PERFORMANCE AIR CLEANER KIT – RAIL COLLECTION



D. EXTREME BILLET AIR CLEANER KIT – CHISEL, CHROME



D. EXTREME BILLET AIR CLEANER KIT – CHISEL, CUT BACK GLOSS BLACK

SPORTSTER® 101

Stage I Upgrade – Intake

C. SCREAMIN' EAGLE® PERFORMANCE AIR CLEANER KIT – RAIL COLLECTION



The look is bold and the performance exhilarating. This race-inspired air cleaner is engineered to flow through the perimeter and the face of the air filter, providing high volumes of unrestricted airflow to the engine. The open-design face plate features a rich black finish with machined longitudinal strakes to expose the glowing aluminum below. Kit includes air cleaner trim, one-piece cast back plate, high-flow washable air filter element, rain sock and all required hardware. 50-State U.S. EPA compliant.

29400232A

Fits '07-'22 XL models with Original Equipment throttle body. All models require ECM calibration for proper installation. '17-later models require recalibration with Screamin' Eagle® Pro Street Tuner (sold separately).

D. SCREAMIN' EAGLE EXTREME BILLET AIR CLEANER KIT



The bold styling of this intake system looks just as impressive as the long patch of burnout rubber you just laid down. The forged billet aluminum cover tops off a cast back plate with integral breather for a smooth transition to the throttle body. The race-inspired air cleaner is engineered to flow high volumes of air and the washable pleated element provides the ideal combination of efficiency and engine protection. Available in your choice of style and finish, this easy-to-install kit includes all mounting hardware and rain sock. 50-State U.S. EPA compliant.

Fits '07-'22 XL models with Original Equipment throttle body. All models require ECM calibration for proper installation. '17-later models require recalibration with Screamin' Eagle Pro Street Tuner (sold separately).

29400128 Chisel – Chrome.

29400127 Chisel – Cut Back Gloss Black.

NOTE: The washable and rechargeable filter uses a special coating to help filter fine particles from the incoming air. With time, the oil in the filter will dissipate and the element will begin to turn gray. The original red color can be restored with an application of K&N® Air Filter Oil.

Street legal and/or street compliant statements refer to product meeting 50-State emissions and noise standards in the United States.

The street legal and/or street compliant statements may not apply to markets outside of the United States.

Street legal and/or street compliant statements refer to product meeting 50-State emissions and noise standards in the United States.

The street legal and/or street compliant statements may not apply to markets outside of the United States.

102 SPORTSTER®

Stage I Upgrade – Intake

A. SCREAMIN' EAGLE® OVAL HIGH-FLOW AIR CLEANER – SPORTSTER®



The XL High-Flow Air Cleaner Kit provides increased airflow to boost the power of your fuel-injected Sportster® model. The complete kit features a composite air cleaner back plate, air cleaner cover adapter, a high-flow washable synthetic media filter element that does not require oiling and a breather system that routes gasses and excess oil directly into the intake. Kit also includes cover trim and all mounting hardware. Street compliant when used with stock mufflers.

29782-07

Fits '07-'22 XL models with Original Equipment throttle body and oval air cleaner cover. All models require ECM calibration for proper installation. '17-later models require recalibration with Screamin' Eagle® Pro Street Tuner (sold separately). 50-State U.S. EPA compliant.

B. SCREAMIN' EAGLE ROUND HIGH-FLOW AIR CLEANER – SPORTSTER



The XL High-Flow Air Cleaner Kit provides increased airflow to boost the power of your fuel-injected Sportster model. Available with brilliant chrome or gloss black back plate, this Round Air Cleaner transforms the appearance of your Evolution powerplant and allows you to replace the Original Equipment oval air cleaner cover with your choice of accessory round covers. Or choose to flaunt your performance gains with the open element look, finished with custom Air Cleaner Trim from one of the Harley-Davidson® decorative collections. Kit includes one-piece cast back plate, high-flow washable air filter element and all required hardware. Street compliant when used with stock mufflers. 50-State U.S. EPA compliant.

Fits '07-'22 XL models with Original Equipment throttle body and round air cleaner cover or round air cleaner Trim. Proper installation with round air cleaner cover requires separate purchase of Air Cleaner Filter Gasket P/N 25700127. All models require ECM calibration for proper installation. '17-later models require recalibration with Screamin' Eagle Pro Street Tuner (sold separately).

29000019A Chrome.

29000009A Black.

C. SCREAMIN' EAGLE AIR CLEANER RAIN SOCK


Add the open-element look to your Screamin' Eagle High-Flow style Air Cleaner. This easy-to-install kit allows you to replace the traditional Original Equipment air cleaner cover with custom inserts from one of the H-D® Decorative Collections. Kit includes a breathable mesh cover with classic Bar & Shield logo that stretches over the filter to maximize airflow while protecting the exposed element from the rain. Fits traditional cone-shaped air cleaner elements featured in many Screamin' Eagle Twin Cam Stage Kits.

28728-10

Fits Screamin' Eagle Round High-Flow Air Cleaner Kits.




A. SCREAMIN' EAGLE OVAL HIGH-FLOW AIR CLEANER – SPORTSTER



B. SCREAMIN' EAGLE ROUND HIGH-FLOW AIR CLEANER – SPORTSTER



C. SCREAMIN' EAGLE AIR CLEANER RAIN SOCK (SHOWN WITH #1 SKULL AIR CLEANER TRIM)



D. SCREAMIN' EAGLE STREET CANNON SLIP-ON MUFFLERS – SPORTSTER SHORTY DUAL, CHROME (SHOWN WITH CHROME SLASH END CAPS AND BUCKSHOT EXHAUST SHIELDS)



D. SCREAMIN' EAGLE STREET CANNON SLIP-ON MUFFLERS – SPORTSTER SHORTY DUAL, JET BLACK (SHOWN WITH JET BLACK SLASH END CAPS AND BUCKSHOT EXHAUST SHIELDS)



E. SCREAMIN' EAGLE STREET PERFORMANCE SLIP-ON SHORTY DUAL MUFFLERS – CHROME



E. SCREAMIN' EAGLE STREET PERFORMANCE SLIP-ON SHORTY DUAL MUFFLERS – JET BLACK (SHOWN WITH JET BLACK BUCKSHOT EXHAUST SHIELDS)

SPORTSTER® 103

Stage I Upgrade – Exhaust

D. SCREAMIN' EAGLE® STREET CANNON SLIP-ON MUFFLERS – SPORTSTER® SHORTY DUAL



These 3.25" street compliant high-flow mufflers have been specifically tuned to deliver an aggressive exhaust note and improved performance while preserving the peace with your neighbors. Available in your choice of rich chrome or heat-resistant jet black ceramic finish. Complete the look with your choice of 3.25" end caps and Screamin' Eagle® Muffler shields (sold separately).

Fits '14-'22 XL models. Installation requires separate purchase of 3.25" End Caps and Muffler Clamps P/N 65900012 (Qty 2). All models require ECM calibration for proper installation. '17-later models require recalibration with Screamin' Eagle Pro Street Tuner (sold separately). 50-State U.S. EPA compliant.

64900208A Chrome.

64900209A Jet Black.

Fits '17-'22 XL1200 models. Designed for International markets that require ECE-certified mufflers. Mufflers include matching slash down end caps. Installation requires separate purchase of Muffler Clamps P/N 65900012 (Qty 2).

64900477 Chrome – ECE Certified.

64900476 Jet Black – ECE Certified.

E. SCREAMIN' EAGLE STREET PERFORMANCE SLIP-ON MUFFLERS – SPORTSTER SHORTY DUAL



Street compliant high-flow mufflers are factory tuned to deliver an aggressive exhaust note and improved performance comparable to Screamin' Eagle II mufflers. Available in your choice of rich chrome or heat-resistant jet black ceramic finish, these mufflers feature a deep embossed Screamin' Eagle logo along the flank. 50-State U.S. EPA compliant.

Fits '07-'13 XL models. Installation requires separate purchase of Muffler Clamps P/N 65296-95A (Qty 2).

80503-07 Chrome.

80726-09A Jet Black.

Street legal and/or street compliant statements refer to product meeting 50-State emissions and noise standards in the United States.

The street legal and/or street compliant statements may not apply to markets outside of the United States.

NOTE: Due to increased diameter of these mufflers some realignment of head pipes is usually required. It is recommended to replace exhaust port gaskets, P/N 65324-83A (stock) or P/N 17048-98 (performance), to avoid tendency of head pipes to return to original position when re-tightened.

NOTE: There is no warranty on exhaust pipes and mufflers with regard to any discoloration. Blueing is caused by tuning characteristics, cam timing, carburetor jetting, over-heating, etc. and is not caused by defective manufacturing.

Street legal and/or street compliant statements refer to product meeting 50-State emissions and noise standards in the United States.

The street legal and/or street compliant statements may not apply to markets outside of the United States.

104 SPORTSTER®

Stage I Upgrade – Exhaust

A. MUFFLER END CAPS – 3.25"

These easy-to-install caps allow you to finish your 3.25" Screamin' Eagle mufflers your way. Sold in pairs. Installation hardware included.

Fits '14-'22 XL and '07-'17 Softtail models equipped with Screamin' Eagle 3.25" Street Cannon Mufflers.

65100044 Chrome – Slash Up/Down/Out.

65100063 Jet Black – Slash Up/Down/Out.

B. JET BLACK HEADER PIPES

Hide the blue. These Original Equipment-style Header Pipes have been finished with a unique jet black heat-resistant coating and are a great accent to both chrome and black Buckshot exhaust shields. When exposed through the holes in the Buckshot shields, the black header pipe provides a sinister accent and hides the heat-tempered finish of the typical exhaust pipe. Easy to install using factory mounting hardware, the kit includes front and rear header pipe.

65600155

Fits '14-'22 XL models. Does not fit international models.

C. SCREAMIN' EAGLE® SLASH-CUT MUFFLER SHIELDS – SATIN BLACK

Shaped to mirror the slash down profile of available muffler end caps, this set of rich satin black Muffler Shields is the perfect complement to your blacked-out exhaust system. The rear shield features a subtle laser-etched Screamin' Eagle script. Easy-to-install kit includes front and rear shields and black mounting hardware.

65400405 Satin Black.

Fits '07-'22 XL, '07-'17 Dyna® (except '08-'17 FLD, FXDF, FXDL, FXDLS and '10-'17 FXDWG) and '07-'17 Softtail models equipped with Screamin' Eagle Street Performance mufflers.



A. MUFFLER END CAPS – 3.25" (SATIN BLACK ANODIZED SHOWN)



A. MUFFLER END CAPS – 3.25"



B. JET BLACK HEADER PIPES



C. SCREAMIN' EAGLE SLASH-CUT MUFFLER SHIELDS – SATIN BLACK



D. SCREAMIN' EAGLE SLASH-CUT MUFFLER SHIELDS – CHROME



E. BUCKSHOT EXHAUST SHIELD KIT – JET BLACK (65400137A SHOWN)

SPORTSTER® 105

Stage I Upgrade – Exhaust

D. SCREAMIN' EAGLE SLASH-CUT MUFFLER SHIELDS – CHROME

Styled to complement the ballistic inlet shape of the Screamin' Eagle Street Performance Slip-On Mufflers. The slash-cut rear shield features a laser-etched "Screamin' Eagle" signature script. Easy-to-install kit includes front and rear shields and mounting hardware.

65400464 Chrome.

Fits '07-'22 XL, '07-'17 Dyna (except '08-'17 FLD, FXDF, FXDL and '10-'17 FXDWG) and '07-'17 Softtail models equipped with Screamin' Eagle Street Performance Mufflers.

E. BUCKSHOT EXHAUST SHIELD KIT

These custom shields feature a perforated "Buckshot" design that exposes the head pipe for a raw, rebellious look. Available in your choice of finishes, these exhaust shields are a perfect match for Original Equipment or Screamin' Eagle mufflers and provide a consistent look from front to back. Manufactured to Original Equipment standards for exacting fit, the easy-to-install kit includes front and rear head pipe shields.

65400137A Chrome.

Fits '14-'22 XL models.

Street legal and/or street compliant statements refer to product meeting 50-State emissions and noise standards in the United States.

The street legal and/or street compliant statements may not apply to markets outside of the United States.

Street legal and/or street compliant statements refer to product meeting 50-State emissions and noise standards in the United States.

The street legal and/or street compliant statements may not apply to markets outside of the United States.

106 SPORTSTER®

Stage II Upgrade

A. SCREAMIN' EAGLE® PERFORMANCE II SE-585 CAM KIT- SPORTSTER®

The high-lift full throttle cam kit provides significant horsepower gains when coupled with high-flowing exhaust and intake components, and is a great fit for full-throttle horsepower junkies. 50-State U.S. EPA compliant. (exception below).

25400125
Fits '14-'22 XL1200 models. Requires installation of Performance Cylinder Heads P/N 16500074 or 16500347, or upgrade of Original Equipment heads with Performance Valve Spring Kit P/N 18013-03A. All EFI models require ECM calibration for proper installation. '17-later models require recalibration with Screamin' Eagle Pro Street Tuner (sold separately). Labor cost not included. See Dealer for details. Does not fit '22 California models.

B. SCREAMIN' EAGLE SPORTSTER CONVERSION KIT - 883CC TO 1200CC

Upgrade displacement and performance of your track-dedicated Iron 883™ model. The all-black big bore cylinders bump your engine's displacement to 1200cc and the matching 10:1 high-compression pistons are engineered to maximize the performance with the Original Equipment cylinder heads.

- Kit includes:
- XL1200 Cylinders
 - High Compression 10.0:1 Pistons
 - SE Pro XL Cams
 - Heavy Duty Clutch Spring
 - Top End Gasket Kit

The high-performance Screamin' Eagle cams (25197-04) are designed to complement the stock lifters, valve springs and rocker arms. Complete kit includes top-end gaskets, and performance clutch spring. **For race application only.**

29836-10A Black Non-Highlighted.
Fits '07-'22 XL883 models.

STAGE II



A. SCREAMIN' EAGLE PERFORMANCE II SE-585 CAM KIT- SPORTSTER

STAGE IV



C. SCREAMIN' EAGLE SPORTSTER® CONVERSION KIT - 883CC TO 1200CC

SPORTSTER® 107

Stage IV Upgrade

C. SCREAMIN' EAGLE® SPORTSTER® CONVERSION KIT - 883CC TO 1200CC

Make your Iron 883™ model roar. This complete conversion kit will alter the personality of your 883-equipped Sportster® model. Designed to bring your XL883 model up to XL1200 specifications. No case machining is required for installation. 50-State U.S. EPA compliant.

- Kit includes:
- Sportster High-Flow Air Cleaner Kit
 - XL1200 Cylinder Heads
 - XL1200 Cylinders
 - XL1200 Pistons and Rings
 - Heavy Duty Clutch Spring
 - Top End Gasket Kit

29784-07 Black Highlighted.
Fits 50-State '07-'22 XL883 models. All models require ECM calibration for proper installation. '17-later models require recalibration with Screamin' Eagle® Pro Street Tuner (sold separately).

30003-10 Black Non-Highlighted.
Fits 50-State '08-'22 XL883 models. All models require ECM calibration for proper installation. '17-later models require recalibration with Screamin' Eagle Pro Street Tuner (sold separately).

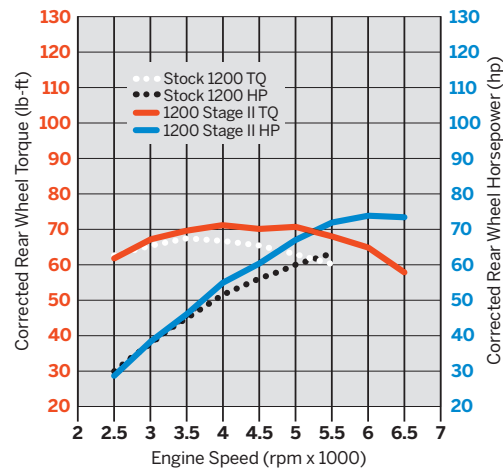
When installed by an authorized Harley-Davidson® Dealer within 60 days of vehicle purchase, compliant kits do not impact the vehicle's limited warranty.

STAGE III



B. SCREAMIN' EAGLE SPORTSTER CONVERSION KIT - 883CC TO 1200CC

Sportster 1200 Stock vs. 1200 Stage II*

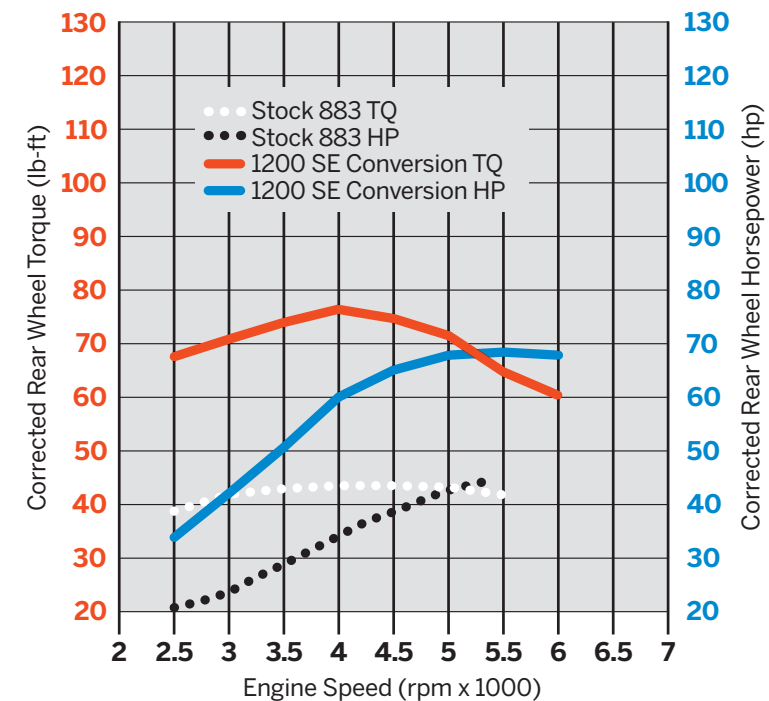


*'14-'22 XL1200 Stage II with Heavy Breather A/C & Street Cannon Mufflers

Street legal and/or street compliant statements refer to product meeting 50-State emissions and noise standards in the United States.

The street legal and/or street compliant statements may not apply to markets outside of the United States.

Sportster 883 Stock vs. 883 to 1200 Conversion*



* 883 to 1200 Conversion with Street Cannon Mufflers

Street legal and/or street compliant statements refer to product meeting 50-State emissions and noise standards in the United States.

The street legal and/or street compliant statements may not apply to markets outside of the United States.

108 SPORTSTER®

Stage IV Upgrade

STAGE IV

A. SCREAMIN' EAGLE® SPORTSTER® STAGE IV KIT – 1200CC TO 1200CC

Maximize the horsepower and torque available for your street compliant Sportster® model. This complete engine package includes all the components you need to build a high-performance ride while still retaining the original factory warranty. Installation does not require removal of the powertrain from the chassis.

Kit includes:

- CNC-Ported Cylinder Heads with Performance Valve Springs
- Screamin' Eagle® XL SE-585 Cams
- Forged Hi-Compression 10.5:1 Pistons and Rings
- 58mm Throttle Body and Intake Manifold
- Top End Gasket Kit

Fits '14-'22 XL1200 models. Requires separate purchase of 58mm compatible accessory air cleaner. All models require ECM calibration for proper installation. '17-later models require recalibration with Screamin' Eagle Pro Street Tuner (sold separately). 50-State U.S. EPA compliant. **Pending regulatory approval for '20 models. Refer to the product information at www.H-D.com/shop for status.**

92500041 Black Highlighted Heads.

92500042 Black Non-Highlighted Heads.

Fits '07-'13 XL1200 models. Also fits XL883 models with separate purchase of large bore 1200cc cylinders. Requires separate purchase of accessory 58mm compatible air cleaner. **For race application only.**

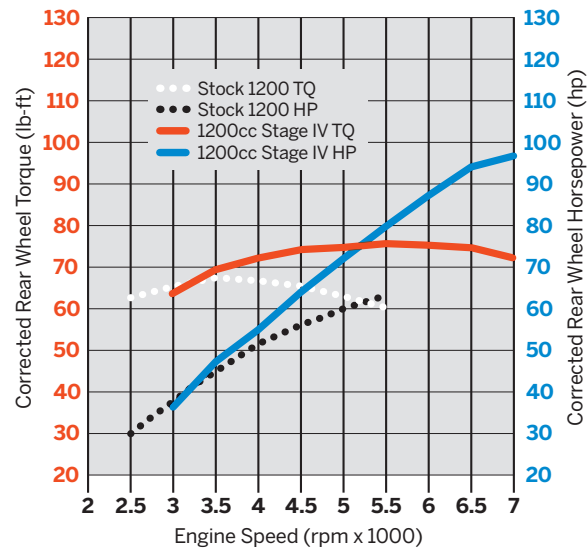
92500029A Black Highlighted Heads.

92500030A Black Non-Highlighted Heads.



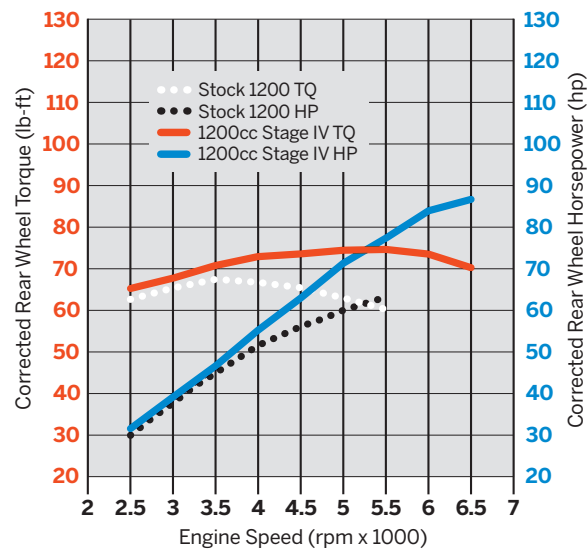
When installed by an authorized Harley-Davidson® Dealer within 60 days of vehicle purchase, compliant kits do not impact the vehicle's limited warranty.

Sportster 1200 Stock vs. 1200cc Stage IV Race Kit*



* 1200 Stage IV Race with Heavy Breather & Race Exhaust

Sportster 1200 Stock vs. 1200 Stage IV**



** 1200 Stage IV with 58mm Heavy Breather A/C & Street Cannon Mufflers

Street legal and/or street compliant statements refer to product meeting 50-State emissions and noise standards in the United States.

The street legal and/or street compliant statements may not apply to markets outside of the United States.

SPORTSTER® 109

Builders Components

B. SCREAMIN' EAGLE® HIGH-FLOW 58MM EFI THROTTLE BODY AND MANIFOLD – SPORTSTER® MODELS

This massive 58mm bore Throttle Body is extruded, precision machined and anodized to provide all the air you'll need to dominate at the track. This kit includes a system-matched high-flow intake manifold. All EFI-equipped models require ECM calibration (sold separately).

27200026 Black Finish.
Fits '14-'22 XL1200 models. Requires separate purchase of 58mm Screamin' Eagle® Air Cleaner Kit P/N 29400227 or 29400228.

C. SCREAMIN' EAGLE PRO HIGH-FLOW INJECTOR – 4.3 g/s

Injectors provide fuel delivery at the rate of 4.3 grams/second. All EFI-equipped models require ECM calibration (sold separately). **For race application only.**

27609-01B
Fits XL models equipped with Screamin' Eagle 58mm Throttle Body P/N 27200026.



B. SCREAMIN' EAGLE HIGH-FLOW 58MM EFI THROTTLE BODY AND MANIFOLD – SPORTSTER MODELS



C. SCREAMIN' EAGLE PRO HIGH-FLOW INJECTOR

Street legal and/or street compliant statements refer to product meeting 50-State emissions and noise standards in the United States.

The street legal and/or street compliant statements may not apply to markets outside of the United States.

110 SPORTSTER®

Builders Components

A. SCREAMIN' EAGLE PERFORMANCE VALVE SPRING KIT*



This performance beehive-shaped Valve Spring Kit will permit the Sportster® engine to rev to 7000 RPM. The unique ovate wire yields increased performance from a compact spring design. The installed spring pressure is increased to 208 lbs, and allows a maximum lift of .590". Complete kit includes springs, upper collars and keepers and lower collars with integral valve seals.

18013-03A

Fits '04-'22 XL, XR and '05-'17 Twin Cam-equipped models. Does not fit FXDLS, FLSS, FLSTFBS or Screamin' Eagle Performance Heads with .3125" diameter valves.

Also available:

SCREAMIN' EAGLE VALVE SPRING SHIM KIT



This Valve Spring Shim Kit allows the engine builder to adjust spring pressure by combining various-thickness shims. The kit is a great help when trying to obtain consistent spring pressure across all valves. Kit includes 12 shims (4 each: .015", .030", .060" thickness).

18226-03

Fits '04-'22 XL and '05-'17 Twin Cam models equipped with Valve Spring Kit P/N 18344-05. Also fits '99-'04 Twin Cam, all Evolution 1340 and '86-'03 XL models equipped with Valve Spring Kit P/N 18013-03A.

B. SCREAMIN' EAGLE HIGH-PERFORMANCE HEAD GASKET KIT



This kit contains a pair of specially designed laminated steel head gaskets for improved sealing in higher-performance engines. Can be used on stock compression engines or on Evolution 1340 high-compression applications (over 10:1) when installed with High Tensile Evolution Cylinder Stud Kit (P/N 16503-01 or 17004-01).

17056-01

Fits Evolution 1340-equipped models and XL1200 models.



A. SCREAMIN' EAGLE PERFORMANCE VALVE SPRING KIT

Spring Kit (Valve Stem Dia.)	Force at 1,800" Installed Height	Recommended Max Lift	Spring Force at Max Lift	RPM Range	Spring Type	Cam Application	Notes
18013-03A (7mm)	208	.585	380	0-6500	Ovate Beehive	SE-203, 204, 211, 253, 255, 258, 259E, 585	Used on SE XL, OE CNC Ported and SE Kompressor Twin Cam Heads.
18344-05 (7mm)	195	.660	520	0-7000	Double wound	SE-251, 260, 264, 263E, 266E	N/A
18281-02A	195	.660	520	0-7000	Double wound	SE-251, 260, 264, 263E, 266E, RX267	Used on SE MVA and SE 110+

SCREAMIN' EAGLE VALVE SPRING KIT CHART



B. SCREAMIN' EAGLE HIGH-PERFORMANCE HEAD GASKET KIT

***NOTICE:** Proper valve spring to rocker cover clearance must always be verified during installation of Screamin' Eagle Valve Spring Kits. Failure to have adequate clearance may result in engine damage.

Street legal and/or street compliant statements refer to product meeting 50-State emissions and noise standards in the United States.

The street legal and/or street compliant statements may not apply to markets outside of the United States.

SPORTSTER® 111

Builders Components

C. SCREAMIN' EAGLE® ROLLER ROCKER ARMS



Unique roller-tip design increases strength and reduces valve stem side-loading and tip friction. Built to handle cams with up to .700" lift in high RPM application. Complete kit includes set of four.

17378-98

Fits '84-'99 Evolution® 1340-equipped models, '86-'22 XL and XR models and '99-'17 Twin Cam-equipped models. (Modification is required on Twin Cam rocker covers.)



C. SCREAMIN' EAGLE ROLLER ROCKER ARMS

D. SCREAMIN' EAGLE HIGH-CAPACITY TAPPETS*



This latest version of the Screamin' Eagle High-Capacity Tappet incorporates a special heat treatment on the bearing needles and axle. In addition to the already proven, 25% larger, high-capacity needle bearings, this new heat treat technology increases material hardness and compressive strength, ultimately enabling the tappet to withstand the grueling engine speeds and high valve lift found in many performance engine configurations. The newest technology is identified with a laser-etched "SE" on the axle of the tappet (shown in product image). Set of 4.

18572-13

Fits '18-later Milwaukee-Eight®-equipped models, '99-'17 TWIN Cam-equipped models and '00-'22 XL and XR models.

E. SCREAMIN' EAGLE TAPPETS*



These Screamin' Eagle Tappets incorporate a unique axle, roller and bearing design that increases durability and stability of the tappets. Works well in high horsepower/high RPM applications.

18568-98

Fits '84-'99 Evolution 1340-equipped models and '86-'90 XL models. (set of 4)

F. SCREAMIN' EAGLE PRO PERFECT FIT PUSHRODS*



These one-piece tapered pushrods are stiffer than conventional pushrods and are lighter than adjustable pushrods. These are perfectly sized for the engine builder using Screamin' Eagle CNC ported heads or milled OE cylinder heads and an OE cam set. Sold in sets of 4.

18424-06 -050"

Fits '92-'22 XL models equipped with Screamin' Eagle Pro Sportster® Cylinder Heads P/N 16677-05.



D. SCREAMIN' EAGLE HIGH-CAPACITY TAPPETS



E. SCREAMIN' EAGLE TAPPETS



F. SCREAMIN' EAGLE PRO PERFECT FIT PUSHRODS

*NOTE: In race applications, high-lift cams and stiff valve springs put extreme pressure on the engine's lifters and pushrods. At 7,000 RPM, instantaneous forces of up to 1200 lbs. can be experienced. This severe dynamic loading can lead to accelerated tappet wear. In these applications, we suggest installation of Screamin' Eagle High-Capacity Tappets and periodic tappet inspection and replacement to maximize engine life.

Street legal and/or street compliant statements refer to product meeting 50-State emissions and noise standards in the United States.

The street legal and/or street compliant statements may not apply to markets outside of the United States.

112 SPORTSTER®

Builders Components

A. SPORTSTER® XL1200CC CYLINDERS ❄️❄️

Except for relieving the combustion chamber on stock 883 cylinder heads, for correct compression ratio, these cylinders make the conversion to 1200cc a bolt-on operation. No cylinder head machining required when used with Screamin' Eagle® Cylinder Heads or 883/1200 Conversion Piston Kit. (Cylinders are sold separately. Two are required for the conversion.) All EFI models require ECM calibration (priced separately). **For race application only.**

16954-02A Silver.
Fits '04-'22 XL883 when upgraded with XL1200 pistons.

B. SCREAMIN' EAGLE® PERFORMANCE II SE-585 CAM KIT- SPORTSTER ❄️❄️

The high-lift full throttle cam kit provides significant horsepower gains when coupled with high-flowing exhaust and intake components, and is a great fit for full throttle horsepower junkies. 50-State U.S. EPA compliant.

25400125
Fits '14-'22 XL1200 models. Requires installation of Performance Cylinder Heads P/N 16500074 or 16500347, or upgrade of Original Equipment heads with Performance Valve Spring Kit P/N 18013-03A. All EFI models require ECM calibration for proper installation. '17-later models require recalibration with Screamin' Eagle Pro Street Tuner (sold separately). Labor cost not included. See Dealer for details.

SCREAMIN' EAGLE PRO SPORTSTER HIGH-OUTPUT CAM KIT ❄️❄️

Achieve solid horsepower gains at high RPM. This High-Output Cam Kit is designed to work with compression ratios up to 10.5:1 when used with Screamin' Eagle Pro CNC Ported Sportster® factory cylinder heads and High-Compression Piston Kit P/N 22711-04A. Rev limit: 7000 RPM. All EFI models require ECM calibration (priced separately). **For race application only.**

25740-05
Fits '92-'22 XL1200 models. '07-later models require additional purchase of Screamin' Eagle Pro CNC Ported Factory Cylinder Heads P/N 16500074 or 16500347. '92-'06 models require additional purchase of Screamin' Eagle Pro CNC Ported Factory Cylinder Heads P/N 16500164. '92-'99 models require additional purchase of Pinion Gear P/N 24047-00.

SCREAMIN' EAGLE PRO XL PERFORMANCE CAMS ❄️❄️

This high-performance cam features bolt-in installation ('04-later only) with increased lift and duration over the stock cams. This cam is best suited for high horsepower and high RPM applications, and the .551" lift improves peak horsepower above 4,500 RPM. All EFI models require ECM calibration (priced separately). **For race application only.**

25197-04
Fits '92-'22 XL1200 models. Fits '04-later models with Original Equipment or Pro CNC Ported Factory Cylinder Heads. '92-'03 models require additional purchase of Screamin' Eagle Pro CNC Ported Factory Cylinder Heads P/N 16500164. '92-'99 models require additional purchase of Pinion Gear P/N 24047-00.



A. SPORTSTER XL1200CC CYLINDERS



B. SCREAMIN' EAGLE PRO SPORTSTER CAM KITS

SCREAMIN' EAGLE PRO XL CAMSHAFT SPECS

Description	Part Number	Lift @ Valve Intake/Exhaust	Duration @.053 Intake/Exhaust	Timing @.053 Lift Open/Close	TDC Lift @ Valve Int/Exh
Stock	'07-later XL models	.480"/.481"	215°/230°	Intake: 10° BTDC/25° ABDC Exhaust: 38° BBDC/12° ATDC	.133"/.138"
Performance II	25400125	.585"/.585"	236°/261°	Intake: 11° BTDC/45° ABDC Exhaust: 60° BBDC/21° ATDC	.140"/.188"
High Output	25740-05	.575"/.575"	260°/266°	Intake: 28° BTDC/52° ABDC Exhaust: 57° BBDC/29° ATDC	.228"/.221"
Performance	25197-04	.551"/.551"	249°/249°	Intake: 25° BTDC/44° ABDC Exhaust: 59° BBDC/10° ATDC	.197"/.122"

Theoretical, based on rocker arm ratio of 1.65. Valve train components, operation temperature and tolerance stack-up will affect actual lifts.

NOTE: It is recommended that older models should have valve springs replaced over time as valve springs lose their tension over time and lose their ability to support appropriate valve spring tension especially when used at higher RPM.

Street legal and/or street compliant statements refer to product meeting 50-State emissions and noise standards in the United States.

The street legal and/or street compliant statements may not apply to markets outside of the United States.

SPORTSTER® 113

Builders Components

C. SCREAMIN' EAGLE® PRO CNC PORTED FACTORY CYLINDER HEADS – SPORTSTER® ❄️❄️

CNC Ported Heads offer a cost-effective approach to upgrading the performance of your motorcycle. The intake and exhaust ports are meticulously machined for smooth surfaces, improving the flow characteristics of air and fuel in order to provide enhanced performance. But it doesn't end there; the proven stock valves rest in reshaped valve seats to further improve flow rates. The combustion chambers have been machined for smooth surfaces and feature a blended radius on the bathtub edge to reduce detonation by eliminating hot spots and promoting improved combustion. The head gasket surface has been milled to maintain stock combustion chamber volume (59.9cc), which results in stock compression when used with Original Equipment pistons. Compression can be increased with the installation of Screamin' Eagle® high-compression pistons. Heads are assembled with Original Equipment valves and high-performance valve springs that support cams with lift up to .585". All EFI models require ECM calibration (priced separately). **For race application only.**

16500074 Black Non-Highlighted.
Fits '07-'22 XL1200 models. Requires installation of Perfect Fit Pushrod Kit (-.050) P/N 18424-06 when installed with Original Equipment cams.

16500347 Black Highlighted.
Fits '07-'22 XL1200 models. Requires installation of Perfect Fit Pushrod Kit (-.050) P/N 18424-06 when installed with Original Equipment cams.

16500164 Black Highlighted.
Fits '92-'06 XL1200 models (except '98-'03 XL1200S). Requires installation of Perfect Fit Pushrod Kit (-.050") P/N 18424-06.



C. SCREAMIN' EAGLE PRO CNC PORTED FACTORY CYLINDER HEADS – SPORTSTER (16500074 SHOWN)



C. SCREAMIN' EAGLE PRO CNC PORTED FACTORY CYLINDER HEADS – SPORTSTER (16500164 SHOWN)

D. SCREAMIN' EAGLE PRO XL1200 FORGED HIGH-COMPRESSION PISTON KIT ❄️❄️

Designed to develop a 10.5:1 compression ratio when combined with stock heads or when combined with Screamin' Eagle Performance Heads. These forged pistons have been plated with electroless-nickel for maximum durability in high-performance applications. Kit includes a pair of pistons, wrist pins, rings and circlips. All EFI models require ECM calibration (priced separately). **For race application only.**

22711-04A Standard Bore.
Fits '04-'22 XL1200 models with Original Equipment cylinder heads and '07-'22 XL1200 models with Screamin' Eagle Cylinder Heads P/N 16500074 or 16500347. Also Fits '92-'06 XL1200 models with Screamin' Eagle Cylinder Heads P/N 16500164.

E. SCREAMIN' EAGLE PRO FORGED HIGH-COMPRESSION XL883 TO 1200 CONVERSION PISTON KIT ❄️❄️

Convert your XL883 to a full 1200cc with this Piston Kit. These forged pistons have a redesigned "dished" top that has been optimized for use with stock 883 heads. Compression ratio is increased to 10:1 and works great with Screamin' Eagle cams. Kit includes pistons, rings, pins and circlips. All EFI models require ECM calibration (priced separately). **For race application only.**

Fits '86-'22 XL883 models with stock heads. Requires separate purchase of 1200cc cylinders and gaskets.

22698-01A Standard Bore.



D. SCREAMIN' EAGLE PRO XL1200 FORGED HIGH-COMPRESSION PISTON KIT



E. SCREAMIN' EAGLE PRO FORGED HIGH-COMPRESSION XL883 TO 1200 CONVERSION PISTON KIT

114 STREET™ REVOLUTION X™

Stage I Upgrade – Intake

A. SCREAMIN' EAGLE PERFORMANCE AIR CLEANER KIT – STREET

This kit provides a freer breathing capability to pump up the power of your EFI-equipped motorcycle. Air Cleaner features a washable high-flow, oiled cotton media element. Kit includes a high-flow air filter element, Screamin' Eagle Air Cleaner Medallion and all required hardware. 50-State U.S. EPA compliant.

29400197

Fits '15-later XG models (except XG750A). '17-later models require recalibration with Screamin' Eagle Pro Street Tuner (sold separately). Labor cost not included. See Dealer for details.

Also available:

SCREAMIN' EAGLE AIR CLEANER MEDALLION

Dress your air cleaner in style. Easy-to-install medallion features brilliant Screamin' Eagle script and Harley-Davidson® lettering set against a rich black background. Self-adhesive backing for easy installation.

61300364A

Fits '15-later XG models (except XG750A).



A. SCREAMIN' EAGLE PERFORMANCE AIR CLEANER KIT – STREET ROD



A. SCREAMIN' EAGLE PERFORMANCE AIR CLEANER KIT – STREET



B. SCREAMIN' EAGLE 10MM PHAT SPARK PLUG WIRES



C. SCREAMIN' EAGLE STREET PERFORMANCE SLIP-ON MUFFLER



D. SCREAMIN' EAGLE NIGHTSTICK 2-INTO-1 SLIP-ON MUFFLER – JET BLACK



E. SCREAMIN' EAGLE BUCKSHOT EXHAUST SHIELD KIT – JET BLACK

STREET™ REVOLUTION X™ 115

Stage I Upgrade – Exhaust

C. SCREAMIN' EAGLE® STREET PERFORMANCE SLIP-ON MUFFLER

These street-compliant high-flow mufflers have been specifically tuned to deliver an aggressive exhaust note and improved performance. Developing a rich exhaust note throughout the RPM range, these mufflers provide deep bass rumble and a throaty tone while on the throttle. The heat-resistant satin black ceramic finish complements the blacked-out look of the Street Rod® model, and the contrasting bright stainless end cap is finished with a laser-engraved Screamin' Eagle logo for a finishing touch.

64900683

Fits '17-later XG750A models. All models require ECM calibration with Screamin' Eagle® Pro Street Tuner (sold separately). 50-State U.S. and ECE compliant.

D. SCREAMIN' EAGLE NIGHTSTICK 2-INTO-1 SLIP-ON MUFFLER – JET BLACK

Tuned by the factory for the ultimate combination of rich tone and legal sound levels, this slip-on muffler is the perfect match for your Harley-Davidson® model. The high-flow design of the external diffusion discs produces plenty of low-end "guts" to get your bike away from the light and a fat torque curve that gets you quickly around slow-moving traffic. The multiple stainless steel diffusion discs and domed end cap deliver an aggressive raspy sound. Available in jet black finish, these long and lean pipes feature an embossed Screamin' Eagle logo. Easy to install. 50-State U.S. EPA compliant.

64900220

Fits '15-later XG models (except XG750A). '17-later models require recalibration with Screamin' Eagle Pro Street Tuner (sold separately).

E. SCREAMIN' EAGLE BUCKSHOT EXHAUST SHIELD KIT – JET BLACK

These custom exhaust shields feature a perforated Buckshot design to expose the head pipe for a raw rebellious look. These exhaust shields are a perfect match for Original Equipment or Screamin' Eagle muffler and complement the blacked out Harley-Davidson Street® model. Manufactured to Original Equipment standards for exacting fit, the easy-to-install kit includes front and rear head pipe shields.

65400167

Fits '15-later XG models.

Street legal and/or street compliant statements refer to product meeting 50-State emissions and noise standards in the United States.

The street legal and/or street compliant statements may not apply to markets outside of the United States.

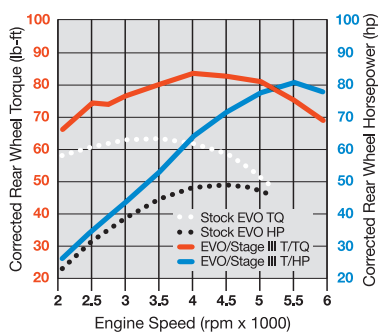
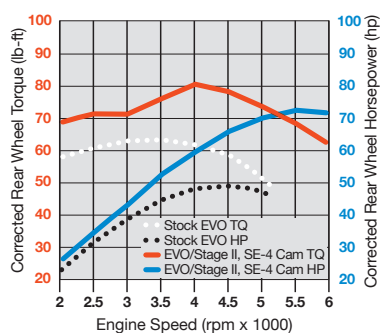
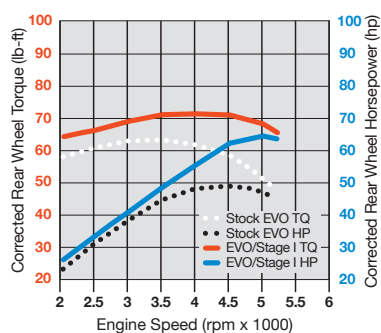

NOTE: There is no warranty on exhaust pipes and mufflers with regard to any discoloration. Blueing is caused by tuning characteristics, cam timing, carburetor jetting, over-heating, etc. and is not caused by defective manufacturing.

Street legal and/or street compliant statements refer to product meeting 50-State emissions and noise standards in the United States.

The street legal and/or street compliant statements may not apply to markets outside of the United States.

EVOLUTION® 1340 POWERTRAIN

Screamin' Eagle® Stage upgrades offer performance configurations engineered to generate specific torque and horsepower gains. Eliminating all the guesswork and trial-and-error testing normally associated with engine modifications, Stage upgrades include everything you need to enhance your bike's performance. You can start with key components that give you a bump in power right now, add components as time and budget permits or you can go for it all at once.



EVOLUTION® 1340 STAGE I – CARBURETED

Air Cleaner and Breather Kit	29543-99B
Dynojet Kit	29045-97A
Slip-Fit Mufflers	

EVOLUTION 1340 STAGE II – CARBURETED: TORQUE

Air Cleaner and Breather Kit	29543-99B
Dynojet Thunderslide Kit	29935-98
SE-4 Bolt-In Camshaft	25752-97
Slip-Fit Mufflers	

EVOLUTION 1340 STAGE III – CARBURETED: TORQUE

Air Cleaner and Breather Kit	29543-99B
Dynojet Thunderslide Kit	29935-98
SE-4 Bolt-In Camshaft	25752-97
Forged 10.2:1 Pistons	22195-98
Slip-Fit Mufflers	



A. SCREAMIN' EAGLE PRO AIR CLEANER AND BREATHER KIT – CARBURETED EVOLUTION 1340-EQUIPPED MODELS



B. SCREAMIN' EAGLE PRO BIG BORE 44MM CV CARBURETOR KIT

A. SCREAMIN' EAGLE® PRO AIR CLEANER AND BREATHER KIT – CARBURETED EVOLUTION® 1340-EQUIPPED MODELS

Back plate includes cast-in venturi and improved mounting system. Larger filter element is washable, does not require oiling and provides more capacity for bigger airflows and power. Breather manifold and all required hardware are included. **For race application only.**

29543-99B

Fits '93-'99 Evolution® 1340-equipped models equipped with stock CV carburetor, 42mm or 45mm Flatslide carburetor or 44mm CV carburetor.

B. SCREAMIN' EAGLE PRO BIG BORE 44MM CV CARBURETOR KIT

This carb kit is exclusive to Screamin' Eagle® parts. The CV (constant velocity) design creates smooth air/fuel delivery for exceptional low- and mid-range power. The big 44mm bore allows this carb to feed even the most air hungry engine at high RPM. Easy to install with stock cables. Screamin' Eagle Intake Manifold required for proper fitment. Separate purchase of Screamin' Eagle High-Flow Air Cleaner Kit is recommended for optimal performance. This 44mm CV carburetor is not cruise-control compatible. **For race application only.**

27934-99

Fits '90-'99 carbureted Evolution 1340-equipped models, '99-'06 carbureted Twin Cam-equipped models.

Street legal and/or street compliant statements refer to product meeting 50-State emissions and noise standards in the United States.

The street legal and/or street compliant statements may not apply to markets outside of the United States.

118 EVOLUTION® 1340

Builders Components

A. SCREAMIN' EAGLE® RACE VALVE SPRING KIT*

This straight coil double spring Race Valve Spring Kit will allow the engine to rev to 7000 RPM and enable the use of higher-lift cams. Complete kit includes springs, upper and lower collars and valve keys.

18281-02A 5/16" dia. Valve Stems.
Fits '99-'04 Twin Cam, all Evolution® 1340 and '86-'03 XL models. (not shown)

Also available: SCREAMIN' EAGLE VALVE SPRING SHIM KIT

This Valve Spring Shim Kit allows the engine builder to adjust spring pressure by combining various-thickness shims. The kit is a great help when trying to obtain consistent spring pressure across all valves. Kit includes 12 shims (4 each: .015", .030", .060" thickness).

18226-03
Fits '04-'22 XL and '05-'17 Twin Cam models equipped with Valve Spring Kit P/N 18344-05. Also fits '99-'04 Twin Cam, all Evolution 1340 and '86-'03 XL models equipped with Valve Spring Kit P/N 18013-03A.



A. SCREAMIN' EAGLE RACE VALVE SPRING KIT

B. SCREAMIN' EAGLE ROLLER ROCKER ARMS

Unique roller-tip design increases strength and reduces valve stem side-loading and tip friction. Built to handle cams with up to .700" lift in high RPM application. Complete kit includes set of four.

17378-98
Fits '84-'99 Evolution 1340-equipped models, '86-'22 XL and XR models and '99-'17 Twin Cam-equipped models. (Modification is required on Twin Cam rocker covers.)



B. SCREAMIN' EAGLE ROLLER ROCKER ARMS

C. SCREAMIN' EAGLE PRO ROCKER ARMS – 1.725:1 RATIO

Manufactured from the forging used for Original Equipment rocker arms for enhanced integrity, these Screamin' Eagle® Rocker Arms feature a lift ratio of 1.725:1 versus the stock ratio of 1.65. The larger ratio will increase valve opening to enhance power output on larger displacement engines. As with all performance products, these Rocker Arms should be installed by a qualified technician to ensure appropriate clearances between valves and pistons. Kit includes four rocker arms. **For race application only.**

17396-08
Fits '84-'99 Evolution 1340-equipped models, '86-'22 XL models and '99-'17 Twin Cam-equipped models.



C. SCREAMIN' EAGLE PRO ROCKER ARMS – 1.725:1 RATIO

D. SCREAMIN' EAGLE TAPPETS*

These Screamin' Eagle Tappets incorporate a unique axle, roller and bearing design that increases durability and stability of the tappets. Works well in high horsepower/high RPM applications.

18568-98
Fits '84-'99 Evolution 1340-equipped models and '86-'90 XL models. (set of 4)



D. SCREAMIN' EAGLE TAPPETS

*NOTE: In race applications, high-lift cams and stiff valve springs put extreme pressure on the engine's lifters and pushrods. At 7,000 RPM, instantaneous forces of up to 1200 lbs. can be experienced. This severe dynamic loading can lead to accelerated tappet wear. In these applications, we suggest installation of Screamin' Eagle High-Capacity Tappets and periodic tappet inspection and replacement to maximize engine life.

Street legal and/or street compliant statements refer to product meeting 50-State emissions and noise standards in the United States.

The street legal and/or street compliant statements may not apply to markets outside of the United States.

EVOLUTION® 1340 119

Builders Components

E. SCREAMIN' EAGLE® PRO EVOLUTION® 1340 CAMSHAFTS

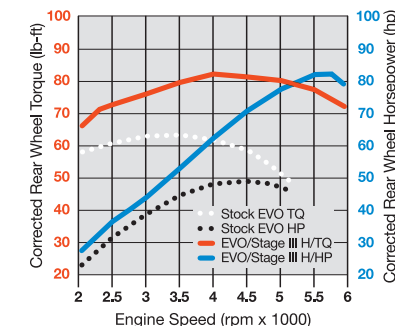
Fits '84-'99 carbureted Evolution® 1340-equipped models. Some cams may also be used on EFI Evolution 1340-equipped models in conjunction with an approved ECM calibration. See your Dealer for details.

SE-4 CAM
Unique advanced profile design provides exceptional bolt-in power for heavy bikes. Broad torque band from 3000-5500 RPM. **For race application only.**

25752-97



E. SCREAMIN' EAGLE PRO EVOLUTION 1340 CAMSHAFTS



EVOLUTION 1340 STAGE III – CARBURETED: HORSEPOWER

Air Cleaner and Breather Kit	29543-99B
Dynojet Thunderslide Kit	29935-98
SE-11 Bolt-In Camshaft	25753-97
Forged 10.2:1 Pistons	22195-98
Slip-Fit Mufflers	

SCREAMIN' EAGLE PRO EVOLUTION 1340 CAMSHAFT SPECS

Description	Part Number	Lift @ Valve Intake/Exhaust	Duration @.053 Intake/Exhaust	Timing @.053 Lift Open/Close	TDC
					Lift @ Valve Intake/Exhaust
SE-4	25752-97	.505"/.505"	235°/240°	Intake: 20° BTDC/36° ABDC Exhaust: 46° BBDC/14° ATDC	0.189"/.151"

Theoretical, based on rocker arm ratio of 1.65. Valve train components, operation temperature and tolerance stack-up will affect actual lifts.

*NOTE: 1340 Cams over .510" lift may require case and/or tappet guide machining for cam lobe clearance. '84-'85 model's pistons may need to be fly-cut to obtain proper clearance. Please refer to instruction sheets and service manuals for more detail.

Street legal and/or street compliant statements refer to product meeting 50-State emissions and noise standards in the United States.

The street legal and/or street compliant statements may not apply to markets outside of the United States.

120 EVOLUTION® 1340

Builders Components

A. SCREAMIN' EAGLE® PRO HIGH-COMPRESSION FORGED PISTON KITS FOR SE EVOLUTION® 1340 HEAD-EQUIPPED MODELS*

These 10.5:1 forged pistons, when used with Screamin' Eagle® 1340 Cylinder Heads, are designed to produce high compression ratios for full race applications. Kits include pins, clips and rings. **For race application only.**

22767-98 +.010" o/s.

For use only with Screamin' Eagle Performance Cylinder Heads '84-'99 Evolution® 1340-equipped carbureted models. (Not for use with stock Evolution 1340 Cylinder Heads.)

B. SCREAMIN' EAGLE HIGH-PERFORMANCE HEAD GASKET KIT

This kit contains a pair of specially designed laminated steel head gaskets for improved sealing in higher-performance engines. Can be used on stock compression engines or on Evolution 1340 high-compression applications (over 10:1) when installed with High Tensile Evolution Cylinder Stud Kit (P/N 16503-01 or 17004-01).

17056-01

Fits Evolution 1340-equipped models and XL1200 models.



A. SCREAMIN' EAGLE PRO HIGH-COMPRESSION FORGED PISTON KITS FOR SE EVOLUTION 1340 HEAD-EQUIPPED MODELS



B. SCREAMIN' EAGLE HIGH-PERFORMANCE HEAD GASKET KIT

***NOTICE:** Screamin' Eagle pistons are not designed for use with milled heads. Evolution 1340 cast pistons should not be used when engine speed is expected to exceed 6000 RPM. Failure to comply may cause engine damage.

Street legal and/or street compliant statements refer to product meeting 50-State emissions and noise standards in the United States.

The street legal and/or street compliant statements may not apply to markets outside of the United States.

SCREAMIN' EAGLE® MULTI-FIT ACCESSORIES

When building a performance powertrain, don't overlook the small stuff. After all, good clean air and a powerful spark are essential for maximum power and engine life. Air cleaner covers and washable K&N® air filters are available to dress your bike in style while maximizing the flow of air to your engine, and Screamin' Eagle® premium spark plugs and plug wires will keep the fire burning.



Street legal and/or street compliant statements refer to product meeting 50-State emissions and noise standards in the United States. The street legal and/or street compliant statements may not apply to markets outside of the United States.

122 SE PRO PERFORMANCE

Air Cleaner Covers

A. SCREAMIN' EAGLE® ROUND AIR CLEANER COVER – RATCHET

The Ratchet Air Cleaner Cover trims the face of the Screamin' Eagle® Round Air Cleaner filter in style. Ideal for use with Extreme open face filters, the forged aluminum cover wraps the leading edge of the filter element, covering the rubber gasket without restricting the airflow. The Ratchet Cover is finished in rich black, and features a center bar with Screamin' Eagle script and a lugged outer ring. The kit includes a black filler plate to cover the unfinished face of standard High Flow filter for a clean blacked-out appearance.

61300845

Fits '18-later Softail® and '17-later Touring and Trike models equipped with Screamin' Eagle round High Flow Air Cleaner.



A. SCREAMIN' EAGLE ROUND AIR CLEANER COVER – RATCHET

B. SCREAMIN' EAGLE ROUND AIR CLEANER COVER – CALIBRE

The unique open slot design of the Calibre Air Cleaner Cover maximizes style without compromising performance. Ideal for use with Extreme open face filters, the forged aluminum cover wraps the leading edge of the filter element, covering the rubber gasket without restricting the airflow. The gloss black Calibre Cover features 3 radiused slots cut into the face and a Screamin' Eagle logo prominently on display. The kit includes a black filler plate to cover the unfinished face of standard High Flow filter for a clean blacked-out appearance.

61300846

Fits '18-later Softail and '17-later Touring and Trike models equipped with Screamin' Eagle round High Flow Air Cleaner.



B. SCREAMIN' EAGLE ROUND AIR CLEANER COVER – CALIBRE

C. AIR CLEANER TRIM KITS

The perfect blend of performance and style. Available in a wide variety of styles, this bolt-on Air Cleaner Trim is sized to cover the face of most Screamin' Eagle Round High-Flow Air Cleaners. You can continue the look of your custom collection while maximizing airflow to the engine. Model-specific rain socks are available to protect the open element during inclement weather.

Fits Evolution® 1340 models, '99-'08 Dyna, '00-'15 Softail (except FLS, FLSS, FLSTSB and FXS) and '99-'13 Touring and Trike models equipped with oval-shaped Original Equipment air cleaner cover. Also fits models equipped with Screamin' Eagle Round High-Flow Air Cleaner Kits with separate purchase of Rain Sock Kit P/N 28728-10 or Air Cleaner Trim Installation Kit P/N 12400158.

61400339 Brass Collection.

61300057 Dark Custom Collection.

27956-10 Number One Skull Collection.

29400366 Willie G Skull – Black.

29417-04 Willie G Skull – Chrome.

61400323 Airflow Collection.

29328-99 Live To Ride Collection – Gold.



C. AIR CLEANER TRIM KITS – BRASS COLLECTION



C. AIR CLEANER TRIM KITS – DARK CUSTOM



C. AIR CLEANER TRIM KITS – #1 SKULL



C. AIR CLEANER TRIM KITS – WILLIE G SKULL



C. AIR CLEANER TRIM KITS – AIRFLOW



D. NOSTALGIC BAR & SHIELD LOGO AIR CLEANER COVER



F. BOBBER-STYLE ROUND AIR CLEANER COVER – CHROME



G. SCREAMIN' EAGLE AIR CLEANER RAIN SOCK (SHOWN WITH #1 SKULL AIR CLEANER TRIM)



C. AIR CLEANER TRIM KITS – LIVE TO RIDE



E. SMOOTH AIR CLEANER COVER



F. BOBBER-STYLE ROUND AIR CLEANER COVER – GLOSS BLACK



SE PRO PERFORMANCE 123

Air Cleaner Covers

D. NOSTALGIC BAR & SHIELD LOGO AIR CLEANER COVER

Get a polished look with an extra dose of heritage with the Nostalgic Collection—chrome-plated air cleaner covers featuring an original-style Bar & Shield logo and a stamped "Made in U.S.A." An easy-to-install trip down memory lane, each cover is hand-polished and chrome-plated to a brilliant finish. Available in oval and round configurations, the air cleaner kit includes polished stainless steel mounting hardware.

29138-91A Round.

Fits '90-'99 carbureted (CV) Evolution® 1340-equipped models. Also fits '07-'22 XL and '99-'17 Twin Cam models equipped with Screamin' Eagle® Round High-Flow Air Cleaners when installed with Gasket Kit P/N 29591-99 (sold separately).

E. SMOOTH AIR CLEANER COVER

Wrap your Screamin' Eagle round air cleaner element in style. The mirror chrome low-profile Air Cleaner Cover shields the element and opens breathing space between the backing plate and the cover. Cut-away bottom design exposes the air cleaner element to maximize the airflow. Easy to install, the one-piece cover is the ideal complement to the Chrome Air Cleaner Back Plate P/N 29510-05.

29153-07

Fits '07-'22 XL models equipped with Screamin' Eagle Round Filter Air Cleaner Kits and '99-'17 Twin Cam models equipped with Screamin' Eagle Round High-Flow Air Cleaner Kits.

F. BOBBER-STYLE ROUND AIR CLEANER COVER

Low-profile round air cleaner cover adds an attractive nostalgic look to any bike's profile. This cover can be accented with your choice of stylish air cleaner trim collections (sold separately) for a personalized look. The cover features a cut-away bottom design that exposes the filter element to maximize the airflow when installed with a Screamin' Eagle High-Flow Air Cleaner Kit.

Fits '12-'16 XL1200V and '11-'15 FLS and FXS models with Original Equipment round air cleaner. Also fits models equipped with Screamin' Eagle Round High-Flow Air Cleaner Kits.

61300120 Chrome.

61300128 Gloss Black.

G. SCREAMIN' EAGLE® AIR CLEANER RAIN SOCK

Add the open-element look to your Screamin' Eagle High Flow style Air Cleaner. This easy-to-install kit allows you to replace the traditional Original Equipment air cleaner cover with custom inserts from one of the H-D® Decorative Collections. Kit includes a breathable mesh cover with classic Bar & Shield logo that stretches over the filter to maximize airflow while protecting the exposed element from the rain. Fits traditional cone-shaped air cleaner elements featured in many Screamin' Eagle Twin Cam Stage Kits.

28728-10

Fits Screamin' Eagle Round High-Flow Air Cleaner Kits.

Also available: (not shown)

SCREAMIN' EAGLE AIR CLEANER RAIN SOCK

Protect your exposed-element air cleaner during inclement weather. This mesh cover stretches over the filter to repel moisture that could damage the filter and be drawn into the engine. The breathable cover does not significantly reduce airflow to the engine.

29400363 For Round High-Flow Filter.

Fits '18-later Softail® and '17-later Touring and Trike models equipped with Screamin' Eagle High-Flow Air Cleaners with round perimeter flow air cleaner element.

29493-05A For Heavy Breather Filter.

Fits models equipped with Screamin' Eagle Heavy Breather Air Cleaner Kits (except Compact Heavy Breather P/N 28716-10, Heavy Breather Elite P/N 29400173, 29400172 or 29400285, and Milwaukee-Eight® Heavy Breather P/N 29400263 or 29400264).

124 SE PRO PERFORMANCE

Air Filters

A. SCREAMIN' EAGLE® HIGH-FLO K&N® REPLACEMENT AIR FILTER ELEMENT

K&N® replacement air filters are engineered to improve airflow for increased horsepower and quicker acceleration. K&N filters provide excellent filtration, and because they are washable and reusable, you can clean the filter whenever conditions demand. Designed as direct replacements for specified fitments.

- 1. 29400020** High-Flow – Multi-fit.
Fits '07-'22 XL, '99-'07 Dyna®, '00-'15 Softail® and '99-'07 Touring models equipped with High-Flow Air Cleaner Kits. Replacement for P/N 29442-99E.
- 2. 29400355** High-Flow – Multi-fit.
Fits '18-later Softail and '17-later Touring and Trike models equipped with round High-Flow Air Cleaner P/N 29400355 or 29400356.
- 3. 29400019** High-Flow – Touring.
Fits '16-'17 Softail and '08-'16 Touring and Trike models equipped with High-Flow Air Cleaner Kits. Replacement for P/N 29244-08.
- 4. 29400247** High-Flow – Wedge Milwaukee-Eight® Engine.
Fits '17-later Touring and Trike models equipped with Wedge High-Flow Air Cleaner Kit P/N 29400245 or 29400246.
- 5. 29400065** Extreme Billet.
Fits '15-'20 XG, '16-'17 Softail and '08-'16 Touring and Trike models equipped with Extreme Billet Agitator and Chisel Air Cleaner Kits.
- 5. 29400359** Extreme.
Fits '18-later Softail and '17-later Touring and Trike models equipped with round High-Flow Air Cleaner P/N 29400357.
- 5. 29400118** Extreme Billet & Rail.
Fits '07-'22 XL, '08-'17 Dyna and '08-'15 Softail and models equipped with Extreme Billet Chisel and Agitator or Rail Collection Air Cleaner Kits.
- 6. 29400109** Burst Collection.
Fits '08-'17 Dyna and Softail models, '08-'16 Touring and Trike models equipped with Burst Collection Air Cleaner Kits.
- 7. 29400022A** Ventilator – Multi-fit.
Fits models equipped with Twin Cam Ventilator and Extreme Billet Ventilator Performance Air Cleaner Kits. Replacement for P/N 29670-09.
- 8. 29400293** Ventilator – Milwaukee-Eight Engine.
Fits '18-later Softail, '17-later Touring and Trike models equipped with Ventilator Air Cleaner P/N 29400298 or 29400299.

- 9. 29702-08B** Heavy Breather – Touring, Chrome.
Fits models equipped with Heavy Breather Kit P/N 29006-09B, 29253-08B, 29000065 or 29400105.
- 29400297** Heavy Breather – Touring, Black.
Fits '16-'17 FXDLS and models equipped with Heavy Breather Kit P/N 29006-09B, 29253-08B, 29000065 or 29400105.
- 10. 28714-10** Heavy Breather – Compact, Chrome.
Fits '08-'16 Touring and Trike models equipped with Compact Heavy Breather Kit P/N 28716-10A.
- 11. 29400141** Heavy Breather Elite, Chrome.
Fits models equipped with Screamin' Eagle® Heavy Breather Elite Performance Air Cleaner Kit P/N 29400172 and 29400173.

27300139 Heavy Breather Elite, Black.
Replacement air filter for models equipped with Screamin' Eagle Heavy Breather Elite Performance Air Cleaner Kit P/N 29400285.

- 12. 29400276** Heavy Breather – Milwaukee-Eight Engine, Black.
Fits '18-later Softail, '17-later Touring and Trike models equipped with Heavy Breather Air Cleaner P/N 29400263 or 29400264.

- 13. 29400275** Heavy Breather – Milwaukee-Eight Engine, Chrome.
Fits '18-later Softail, '17-later Touring and Trike models equipped with Heavy Breather Air Cleaner P/N 29400263 or 29400264.



A. SCREAMIN' EAGLE HIGH-FLO K&N REPLACEMENT AIR FILTER ELEMENT



Also available in Black

Also available in Black

A. SCREAMIN' EAGLE HIGH-FLO K&N REPLACEMENT AIR FILTER ELEMENT – HEAVY BREATHER



A. SCREAMIN' EAGLE HIGH-FLO K&N REPLACEMENT AIR FILTER ELEMENT – MILWAUKEE-EIGHT HEAVY BREATHER



B. SCREAMIN' EAGLE 10MM PHAT SPARK PLUG WIRES – RED



B. SCREAMIN' EAGLE 10MM PHAT SPARK PLUG WIRES – ORANGE



B. SCREAMIN' EAGLE 10MM PHAT SPARK PLUG WIRES – BLACK



C. SCREAMIN' EAGLE 10MM PHAT SPARK PLUG WIRES – CUT TO LENGTH

SE PRO PERFORMANCE 125

Spark Plug Wires

B. SCREAMIN' EAGLE® 10MM PHAT SPARK PLUG WIRES

Fat 10mm plug wires add dimension and style to your ride. Screamin' Eagle® boot design and suppression core wires ensure solid connection and maximum voltage transfer between coil and plugs. Screamin' Eagle script printed along the wire to add style.

Fits '15-later XG models.

31600048A Black.

31600051A Orange.

31600054A Red.

Fits '07-'22 XL models.

31901-08A Black.

31902-08A Orange.

Fits '04-'06 XL models.

31958-04B Black.

31956-04B Orange.

Fits '86-'03 XL models (except XL1200S).

32092-98B Black.

31963-89B Orange.

Fits '99-'17 Dyna® models.

31930-99C Black.

31944-99C Orange.

31937-99C Red.

Fits '91-'98 Dyna, '85-'99 Softail® and '80-'84 Touring models.

32093-98B Black.

31964-89C Orange.

Fits '18-later Softail models.

31600111 Black.

31600113 Orange.

31600112 Red.

Fits '00-'17 Softail models (except FXCW, FXCWC, FXS and '13-'16 FXSB models).

31907-08A Black.

32360-00C Orange.

32359-00C Red.

Fits '08-'16 FXCW, FXCWC, FXS and FXSB models.

31965-08A Black.

31967-08A Red.

Fits '17-later Touring and Trike models.

31600108 Black.

31600110 Orange.

31600109 Red.

Fits '09-'16 Touring and Trike models.

32303-08A Black.

32325-08A Orange.

32318-08A Red.

Fits '99-'08 Touring models.

31932-99C Black.

31946-99C Orange.

31939-99C Red.

C. SCREAMIN' EAGLE 10MM PHAT SPARK PLUG WIRES – CUT TO LENGTH

Fat 10mm plug wires add dimension and style to your ride. Screamin' Eagle boot design and suppression core wires ensure solid connection and maximum voltage transfer between coil and plugs. Screamin' Eagle script printed along the wire to add style.

32095-98B Black.

Multi-Fit – Cut to length. Fits '86-'03 XL models (except XL1200S), '91-'98 Dyna models, '85-'99 Softail models and '80-'84 Touring models.

Street legal and/or street compliant statements refer to product meeting 50-State emissions and noise standards in the United States.

The street legal and/or street compliant statements may not apply to markets outside of the United States.

A. SCREAMIN' EAGLE® PERFORMANCE



SPARK PLUGS

Screamin' Eagle® Spark Plugs feature double platinum coating for superior erosion resistance and extended life. The V trimmed ground electrode reduces shrouding of the flame front to promote flame propagation, and the fine wire center electrode enhances startups and ignitability. Screamin' Eagle Plugs feature Ribbed Core Technology (RCT) that provides resistance to fouling, and are designed with Original Equipment-style noise suppression to prevent electrical interference with radios and CB communication equipment. Works great in racing applications where rich air/fuel conditions are required. Unique style with Screamin' Eagle logo. Sold in pairs.

Standard Compression Applications

Designed for modified engines including performance carburetors, high-flow air cleaners, camshafts, exhaust systems and ignition systems in conjunction with stock compression ratios.

31600106 Standard Compression Applications. Fits '99-'17 Twin Cam-equipped models, and '86-later Evolution® Sportster® 883, 1100 and 1200 models.

31600085 Standard Compression Applications. Fits '15-later XG models and '17-later Milwaukee-Eight® engine equipped models (including Stage I, II, III and IV Upgrades).

High Compression Applications

These plugs are designed for high-performance applications involving modifications in high-flow air cleaners, camshafts, exhaust, performance heads, ignition components, higher compression ratios above Original Equipment configurations or engines specific for racing applications.

31600105 High Compression Applications. Fits '99-'17 Twin Cam-equipped models, '86-'22 XL and XR and Evolution 1340 models equipped with Screamin' Eagle Performance Cylinder Heads.

B. SCREAMIN' EAGLE PRO EXHAUST WRAP KIT



Give your bike the ultimate old-school look with Screamin' Eagle Exhaust Wrap. This premium exhaust wrap is available in three colors: Bronze, Midnight Grey and Off-White. Each kit includes a 2.0" x 25' roll of exhaust wrap and 10 stainless steel ties, enough to complete any Harley-Davidson® air-cooled model application. **For race application only.**

65858-08 Midnight Grey.

11100026 Bronze.

65855-08 Off-White.

Terminal Construction ensures solid watertight connection with standard or performance spark plug wires.

Built-In Suppressor/Resistor reduces radio noise and interference.

Plated Jacket helps prevent corrosion in harsh weather and temperature conditions.

Fine Wire Center Electrode promotes ignitability and enhances start-up.

Platinum Pads on both electrodes reduce gap erosion for longer plug life.

V-trimmed Ground Electrode reduces shrouding to promote flame propagation.

RCT (Ribbed Core Technology) provides improved resistance to plug fouling. The rib's proximity promotes spark discharge to the shell on plugs that are starting to foul, allowing the air/fuel charge in the cylinder to ignite and clear the plug.

A. SCREAMIN' EAGLE PERFORMANCE SPARK PLUG




B. SCREAMIN' EAGLE PRO EXHAUST WRAP KIT

Street legal and/or street compliant statements refer to product meeting 50-State emissions and noise standards in the United States.

The street legal and/or street compliant statements may not apply to markets outside of the United States.

SCREAMIN' EAGLE® CRATE ENGINE & DRIVE TRAIN COMPONENTS

Fresh from the factory, Harley-Davidson® Crate Engines are the ideal platform for building your high-performance ride. And once you've put your heart and soul into achieving just the type of horsepower and torque numbers you crave, we offer everything you need to get all that power to the pavement.



128 SE PRO PERFORMANCE

Crate Engines – Twin Cam

SCREAMIN' EAGLE® PRO SE120R HIGH-PERFORMANCE CRATE MOTOR

This track-ready 120-cubic-inch Screamin' Eagle® Crate Motor is waiting to provide a racing enthusiast the opportunity to go racing at an affordable price. This engine is designed for bolt-in installation in the Original Equipment-style chassis of your track bike. No special fabrication or engine-mount relocation is required. The crankcase, cylinders and heads are painted black and feature machined aluminum highlights and chrome covers for a stunning "show-and-go" look. When equipped with appropriate high-flow carburetor or throttle body and injectors, an open air induction and tuned exhaust, this engine is capable of producing a reliable 135+ horsepower at the rear wheel. Engines include Manufacturer's Statement of Origin (MSO-domestic only).


These race-use engines feature only the finest Screamin' Eagle® components:

- 4.060" big-bore cylinders.
- 4-5/8" stroke SE Pro stroker flywheel and rod assembly.
- 10.5:1 high-compression nickel-plated forged pistons with Teflon coated skirts.
- Titanium SST piston rings.
- SE-266E high-lift cams.
- Perfect Fit pushrods +.030.
- SE high-performance lifters.
- CNC-ported MVA heads with automatic compression release (19206-12 and 19220-12 only).
- Machined lower rocker boxes for valve spring collar clearance.
- Factory-machined engine cases.
- Unique piston oilers for stroker clearances.
- Screamin' Eagle performance inner cam bearings.
- Lefty high-performance crankcase output bearing.
- SE performance spark plugs.
- 120R cam cover and head medallions.
- High-volume oil pump.
- Billet cam plate.

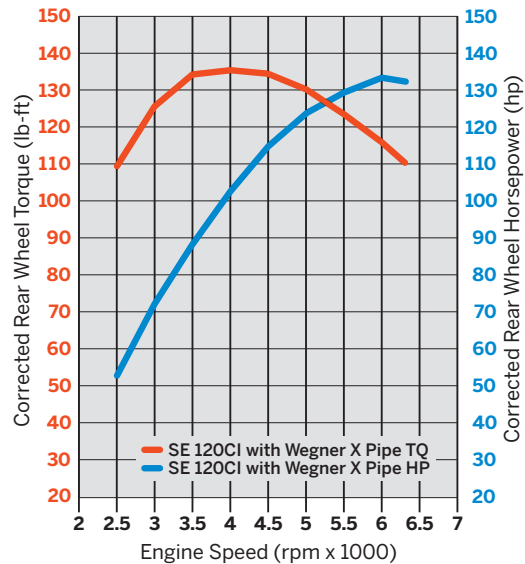
Requires separate purchase of appropriate Screamin' Eagle induction system and a high-performance clutch upgrade. Just add your choice of race exhaust, high-flow air cleaner and tuning. **For race application only.**

19220-16 Black & Chrome. Fits '06-'17 Dyna® and '07-'16 Touring (except Twin-Cooled™) models. '06-'13 Dyna and '07-'13 Touring models require separate purchase of Compensator P/N 42200064 or 40100061.

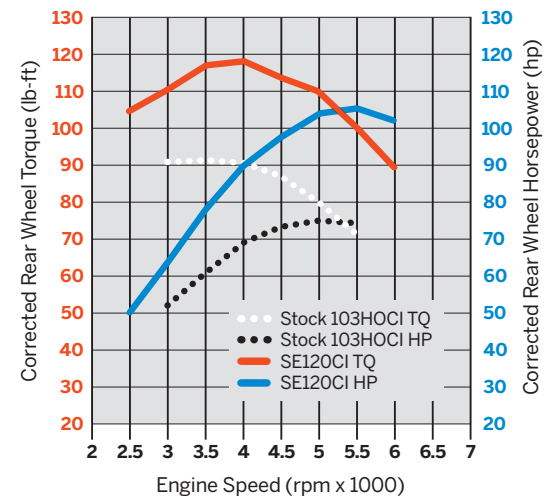
19206-16 Black & Chrome. Fits '07-'17 Softail® models. '07-'11 Softail models (except FXCW, FXCWC and '09 FXSTSSE) require separate purchase of Compensator P/N 40100061.



SCREAMIN' EAGLE PRO SE120R HIGH PERFORMANCE CRATE MOTOR



Twin Cam 103HO Stock vs. SE120ST Crate Motor with Stock Exhaust



SE PRO PERFORMANCE 129

Street Performance Crate Motor

SCREAMIN' EAGLE® SE120ST STREET PERFORMANCE CRATE MOTOR

This street-tuned 120-cubic-inch Screamin' Eagle® Crate Motor takes your bagger from mild to wild. This engine is designed for bolt-in installation in the Original Equipment-style chassis of your Touring bike. No special fabrication or engine mount relocation is required. The crankcase, cylinders and heads are painted black, and feature machined aluminum highlights and chrome covers for a stunning "show-and-go" look. Equipped with the ultimate large bore Screamin' Eagle 58mm Throttle Body (18% larger than stock), this engine is capable of producing 106 horsepower and 117 lb-ft of torque at the rear wheel. Engine features one-year manufacturer's warranty. For best performance results, we recommend combining this engine with your choice of Screamin' Eagle 58mm High-Flow Air Cleaner and the Screamin' Eagle High Flow Exhaust System P/N 64800022.

This engine is 50-State U.S. EPA compliant when used with Original Equipment mufflers or the Screamin' Eagle Street Performance Exhaust System P/N 64800022. All models require ECM calibration (priced separately). U.S. delivered engines include Manufacturer's Statement of Origin (MSO).

Developed and tested in Milwaukee, this street-ready motor features the finest Screamin' Eagle components:

- 4.060 big-bore cylinders.
- 4-5/8" stroke SE Pro stroker flywheel and rod assembly.
- 10.5:1 high-compression nickel-plated forged pistons with Teflon® coated skirt.
- Titanium SST piston rings.
- SE-259E high-lift cams.
- Perfect-Fit pushrods.
- SE high-performance lifters.
- CNC-ported MVA heads with automatic compression release.
- Screamin' Eagle Pro High-Flow 58mm EFI Throttle Body, high-flow injectors and manifold clamps.
- Machined lower rocker boxes for valve spring collar clearance.
- Factory-machined engine cases.
- Unique piston oilers for stroker clearance.
- Screamin' Eagle inner crankcase full complement cam needle bearings.
- SE Lefty high-performance crankcase output bearing and nitride bearing race.
- SE Performance spark plugs.
- 120ST cam cover and cylinder head medallions.

19221-15 Fits 50-State '10-'16 Touring models. Does not fit Twin-Cooled™ models. Does not fit Trike. '10 Touring models require Screamin' Eagle Big Twin Compensator Kit P/N 40100061. All models require ECM calibration for proper installation. '10-'13 Touring models can be programmed by Dealer (sold separately). '14-'16 Touring models can be calibrated using the Screamin' Eagle Pro Street Tuner (sold separately).

Street legal and/or street compliant statements refer to product meeting 50-State emissions and noise standards in the United States.

The street legal and/or street compliant statements may not apply to markets outside of the United States.

130 SE PRO PERFORMANCE

Crate Engines – Twin Cam

JIMS® TWIN CAM RACE ENGINES

The JIMS® Twin Cam Race Engines, available exclusively through Harley-Davidson® dealers, are a complete component package designed to serve as a solid foundation for racers seeking big horsepower and displacement. Developed by JIMS of Camarillo, CA, these race engines are designed to fit within the frame of Harley-Davidson models originally powered by Evolution® 1340 or air-cooled Twin Cam engines. JIMS Twin Cam Race Engines are NOT street compliant. This engine was developed under Harley-Davidson license, granted to JIMS for use of specific Harley-Davidson Twin Cam intellectual property. The JIMS Twin Cam Race engines are based on a 356-T6 aluminum crankcase with enough case material to support a bore size up to 4.800 inches. This is not a bored stock case, but a new JIMS crankcase with increased wall thickness for larger bore potential. As a new crankcase, the engine ships with a JIMS serial number and a Manufacturer's Statement of Ownership (MSO). **For race application only.**

JIMS Race Engines are available in black or silver powder coat, color-matched to Original Equipment Harley-Davidson transmissions. For more details, options, ordering information and pricing, see your Dealer or visit www.jimsusa.com

Available to fit '91-'17 Dyna®, Softail® and '91-'16 Touring model frames (except Twin-Cooled™ models), including models originally equipped with Evolution engines. **For race application only.**

JIMS® 135 Twin Cam Race Engine Specifications:

(with SE High-Flow A/C)

Peak Horsepower	136
Peak Torque	135
Displacement	135CI
Bore x Stroke	4.312" x 4.625"
Compression Ratio	10.5:1
Intake Valve Diameter	2.120"
Exhaust Valve Diameter	1.625"
Cam Lift	.658"
Intake Port Size	1.80"

JIMS 131 Twin Cam Race Engine Specifications:

(with SE High-Flow A/C)

Peak Horsepower	130
Peak Torque	135
Displacement	131CI
Bore x Stroke	4.312" x 4.500"
Compression Ratio	10.5:1
Intake Valve Diameter	2.120"
Exhaust Valve Diameter	1.625"
Cam Lift	.658"
Intake Port Size	1.80"

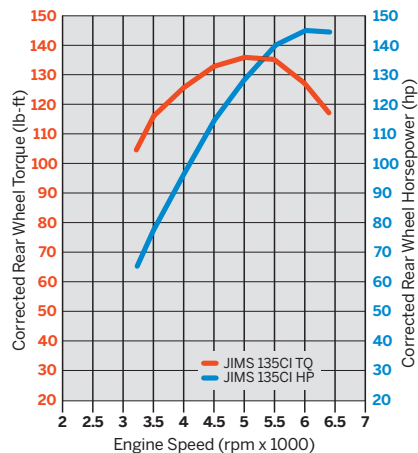
JIMS 120 Twin Cam Race Engine Specifications:

(with SE High-Flow A/C)

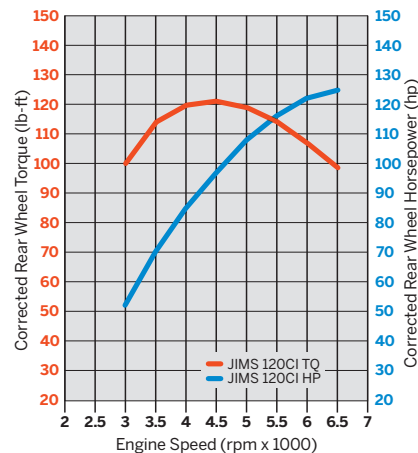
Peak Horsepower	121
Peak Torque	125
Displacement	120CI
Bore x Stroke	4.125" x 4.500"
Compression Ratio	10:1
Intake Valve Diameter	2.120"
Exhaust Valve Diameter	1.625"
Cam Lift	.658"
Intake Port Size	1.80"



JIMS 135CI TWIN CAM RACE ENGINE WITH SE AIR CLEANER



JIMS 120CI TWIN CAM RACE ENGINE WITH SE AIR CLEANER




Corrected torque and horsepower measured at the rear wheel on a chassis dynamometer. Your results may vary.

JIMS TWIN CAM RACE ENGINES

For more details, ordering information and pricing, see your Dealer or visit www.jimsusa.com

SE PRO PERFORMANCE 131

Crate Engines – Milwaukee-Eight®



A. MILWAUKEE-EIGHT CRATE ENGINES

A. MILWAUKEE-EIGHT® CRATE ENGINE

The Milwaukee-Eight® engine has brought a whole new ride to the Harley-Davidson® family. They're the most powerful, coolest-running motors we've ever built. Smoother, stronger and more durable. With crisper throttle response and truer, cleaner sound. Four valves per cylinder, single chain-driven cam, dual spark plugs, counter-balanced and rubber mounted. Developed and proven over countless miles and millions of hours. Every single part is new, engineered to give you more performance and more of the feeling you want from an engine. Today, it's a whole new ride. And now, you can get the most technologically advanced V-Twin engines to refresh your ride. Available in 107CI and 114CI configurations, these Milwaukee-Eight engines are street compliant when installed in the models specified. Manufactured to the latest specifications, these engines are available in a variety of finishes to suit your customizing direction. Does not include intake system, timer cover, stator, rotor or compensating sprocket.

See your Dealer for details.

CRATE ENGINES AVAILABLE FROM YOUR DEALER:

107 Black with Black Covers – Air/Oil-cooled
Fits '18-later Softail® models. Original equipment on FXFB.

107 Black with Chrome Covers – Air/Oil-cooled
Fits '18-later Softail models. Original equipment on FXLR, FXBR, and FLDE.

107 Black and Chrome – Air/Oil-cooled
Fits '17-later Touring Air/Oil-cooled models.

107 Black with Gloss Black Covers – Air/Oil-cooled
Fits '17-later Touring models.

107 Black and Chrome – Twin-Cooled™
Fits '17-later Touring Twin-Cooled™ models.

114 Black with Black Covers – Air/Oil-cooled
Fits '18-later Softail models. Original equipment on FXFBS.

114 Black with Chrome Covers – Air/Oil-cooled
Fits '17-later Touring models. Original equipment on '18 FLRT.

114 Black with Chrome Covers – Air/Oil-cooled
Fits '18-later Softail models. Original equipment on FXBRS.

114 Black with Gloss Black Covers – Air/Oil-cooled
Fits '17-later Touring models.

114 Black with Chrome Cover – Twin-Cooled
Fits '17-later Touring Twin-Cooled models. Original equipment on '19 FLHTK.

NOTE: Replacement engines must be re-fitted with emission control devices and systems appropriate for the vehicle model and model year in order to ensure emissions compliance. Failure to do so constitutes tampering under U.S. EPA guidelines and can lead to substantial fines and penalties.

Legal for use on public roads only when installed in the specified models. Not legal for use on public roads when installed in models other than the ones specified and not eligible for the P&A 24-month warranty when installed in models other than the ones specified. Please see the Parts and Accessories warranty statement and your dealer for more information.

Street legal and/or street compliant statements refer to product meeting 50-State emissions and noise standards in the United States.

The street legal and/or street compliant statements may not apply to markets outside of the United States.

132 SE PRO PERFORMANCE

Crate Engines – Milwaukee-Eight®

A. SCREAMIN' EAGLE® MILWAUKEE-EIGHT® ENGINE 131 CI PERFORMANCE CRATE ENGINE

Leave other riders in the dust with the biggest, most powerful street-compliant crate performance engine Harley-Davidson has ever created. Built from the bottom up in Milwaukee, this street-tuned 131-cubic-inch Screamin' Eagle® Crate Engine is designed to run with a wide-open throttle at high engine speeds and provide instant passing power from cruising speed. Made for riders seeking maximum displacement, compression and flow, it delivers 135 ft-lb of torque to the rear wheel as soon as the throttle is cranked. Stage IV equipped engine includes 131 Stage IV badging on the cylinder heads and timer cover to highlight the powerplant. Ready for bolt-in installation in the Original Equipment-style chassis of your Softail® bike. No special fabrication or engine-mount relocation is required. Engine features one-year manufacturer's warranty for unmatched confidence. Eligible for coverage under factory vehicle warranty when dealer-installed within 60 days of vehicle purchase.

49-State U.S. EPA Compliant on select '18-later Softail® Models. Refer to www.H-D.com/Shop for status.

Performance components include:

- Engraved CNC-ported cylinder head with CNC-machined chamber and 1mm larger valves
- SE8-517 high-lift cam
- High-compression 10.7:1 forged pistons.
- High-performance cam bearing
- High-performance tappets
- Patent-protected 4.31" steel sleeve cylinders.
- 64mm throttle body and cast manifold
- 5.5 g/sec fuel injector

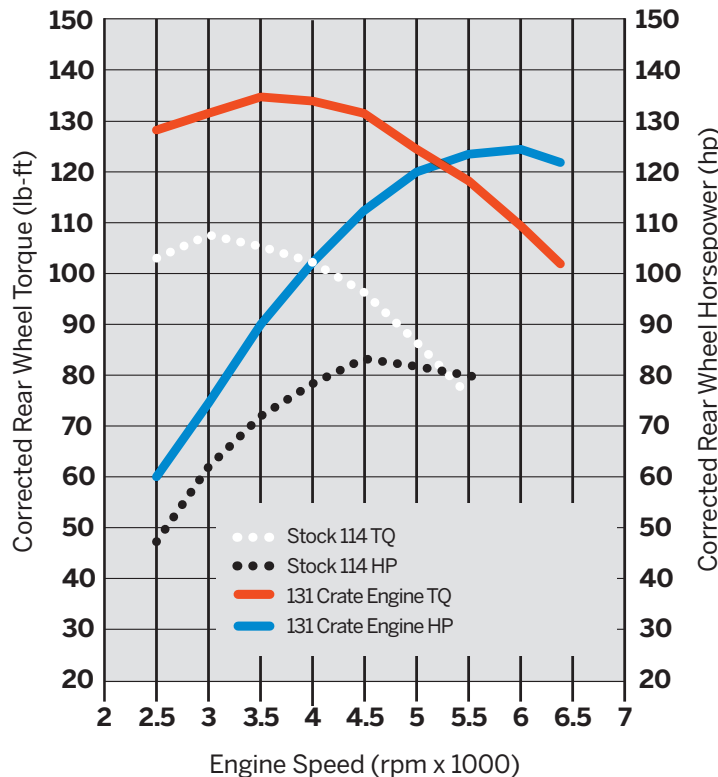
Fits '18-later Softail® models. FXFB and FXFBS models require separate purchase of Screamin' Eagle® Softail High-Flow Exhaust System P/N 64900828 or 64900829. '18 107ci models require separate purchase of SE High-Capacity Clutch Plate Kit P/N 37000258. FXDR114 models require the separate purchase of 65600300. All models require ECM calibration with Screamin' Eagle Pro Street Tuner for proper installation. Does not fit California models.

16200341	Black & Chrome.
16200342	Black & Gloss Black.



A. SCREAMIN' EAGLE® MILWAUKEE-EIGHT® ENGINE 131 CI PERFORMANCE CRATE ENGINE

Milwaukee-Eight 114 Softail Stock vs. 131 Softail Crate Engine w/ Ventilator A/C



Street legal and/or street compliant statements refer to products meeting EPA (49-State) and/or California (50-State) emissions and noise standards in the United States as specified.

The street legal and/or street compliant statements may not apply to markets outside of the United States.

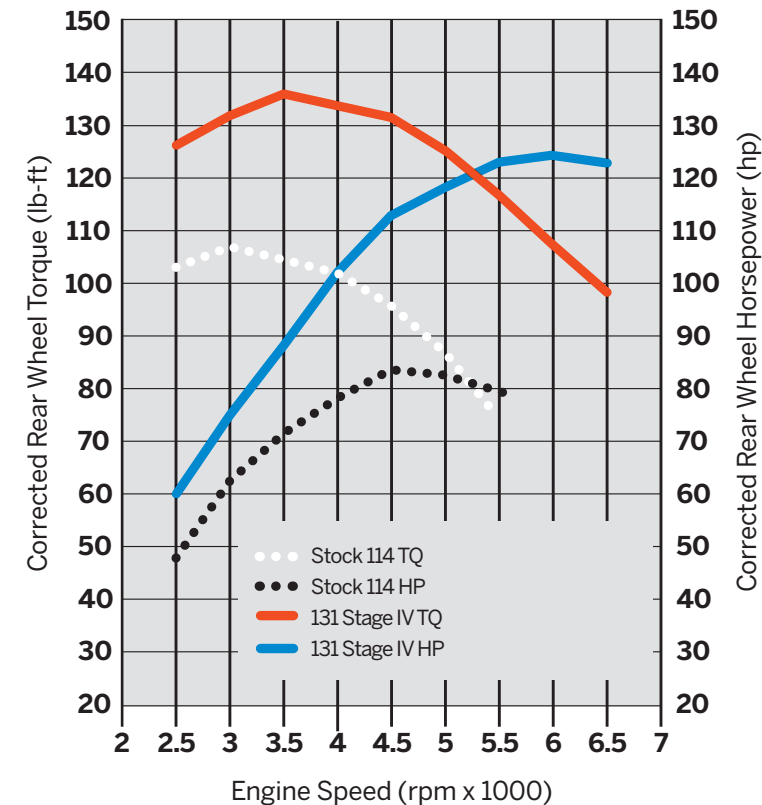
NOTE: Replacement engines must be re-fitted with emission control devices and systems appropriate for the vehicle model and model year in order to ensure emissions compliance. Failure to do so constitutes tampering under U.S. EPA guidelines and can lead to substantial fines and penalties.

Legal for use on public roads only when installed in the specified models. Not legal for use on public roads when installed in models other than the ones specified and not eligible for the P&A 24-month warranty when installed in models other than the ones specified. Please see the Parts and Accessories warranty statement and your dealer for more information.



B. MILWAUKEE-EIGHT CRATE ENGINES

Milwaukee-Eight 131 Stage IV Softail vs 114 Softail Stock



SE PRO PERFORMANCE 133

Crate Engines – Milwaukee-Eight®

B. SCREAMIN' EAGLE® MILWAUKEE-EIGHT® ENGINE 131 PERFORMANCE CRATE ENGINE

Leave other riders in the dust with the biggest, most powerful street-compliant crate performance engine Harley-Davidson has ever created. Built from the bottom up in Milwaukee, this street-tuned 131-cubic-inch Screamin' Eagle® Crate Engine is designed to run with a wide open throttle at high engine speeds and provide instant passing power from cruising speed. Made for riders seeking maximum displacement, compression and flow, it delivers 131 ft-lb of torque to the rear wheel as soon as the throttle is cranked. Stage IV equipped engine includes 131 Stage IV badging on the cylinder heads and timer cover to highlight the powerplant. Ready for bolt-in installation in the Original Equipment-style chassis of your Touring bike. No special fabrication or engine-mount relocation is required. Engine features one-year manufacturer's warranty for unmatched confidence. Eligible for coverage under factory vehicle warranty when dealer-installed within 60 days of vehicle purchase.

Designed and tested at the Harley-Davidson® powertrain factory to ensure the highest quality construction, this street-ready performance motor features the finest Screamin' Eagle components:

- Engraved CNC-ported cylinder head with CNC-machined chamber and 1mm larger valves.
- SE8-517 high-lift cam
- High-compression forged pistons
- High-performance cam bearing
- High-performance tappets
- Patent-protected 4.31" steel sleeve cylinders.
- 64mm throttle body and cast manifold.
- 5.5 g/sec fuel injectors

49-State U.S. EPA Compliant on select '17-later Touring models.

Refer to www.H-D.com/Shop for status.

Fits '17-later Touring models equipped with air/Oil-Cooled Milwaukee-Eight® engine. Does not fit Trike models. Requires separate purchase of Head Pipe P/N 65600177 and Oil Cooler Fan Assist P/N 62700204 or Fan for Factory Oil Cooler P/N 26800195. '17-'18 models require separate purchase of Screamin' Eagle High-Capacity Clutch Plate Kit P/N 37000258. All models require ECM recalibration with Screamin' Eagle Pro Street Tuner for proper installation. Does not fit California models.

16200339	Oil Cooled - Black & Chrome.
16200340	Oil Cooled - Black & Gloss Black. (shown)

Fits '17-later Touring models equipped with Twin-Cooled™ Milwaukee-Eight engine. Does not fit Trike models. Requires separate purchase of Head Pipe P/N 65600177. '17-'18 models require Screamin' Eagle High-Capacity Clutch Plate Kit P/N 37000258. All models require ECM recalibration with Screamin' Eagle Pro Street Tuner for proper installation. 49-State U.S. EPA compliant. Does not fit California models.

16200521	Twin-Cooled™ - Black & Chrome.
16200522	Twin Cooled - Black & Gloss Black.

NOTE: Replacement engines must be re-fitted with emission control devices and systems appropriate for the vehicle model and model year in order to ensure emissions compliance. Failure to do so constitutes tampering under U.S. EPA guidelines and can lead to substantial fines and penalties.

Legal for use on public roads only when installed in the specified models. Not legal for use on public roads when installed in models other than the ones specified and not eligible for the P&A 24-month warranty when installed in models other than the ones specified. Please see the Parts and Accessories warranty statement and your dealer for more information.

Street legal and/or street compliant statements refer to products meeting EPA (49-State) and/or California (50-State) emissions and noise standards in the United States as specified.

The street legal and/or street compliant statements may not apply to markets outside of the United States.

134 SE PRO PERFORMANCE

Clutch & Drivetrain

A. SCREAMIN' EAGLE® HIGH CAPACITY CLUTCH KIT – MILWAUKEE-EIGHT® ENGINE

The Screamin' Eagle® High Capacity Clutch Kit increases the drivetrain's ability to reliably support high torque applications without significantly increasing lever effort. Designed to fit in the stock clutch basket, this kit provides smooth shifting, progressive engagement and works with the factory Assist and Slip clutch system to keep clutch lever effort similar to the stock levels. Kit contains 10 fiber clutch plates and 10 contact plates—one more than Original Equipment—and 3-1200 Newton clutch springs. This combination provides 11% more clutch surface area for greater power handling capability.

37000287

Fits '18-later Softail® and '17-later Touring models.

Also available:

SCREAMIN' EAGLE HIGH CAPACITY CLUTCH PLATE KIT – MILWAUKEE-EIGHT ENGINE

Replacement clutch plates for the Screamin' Eagle High Capacity Clutch Kit P/N 37000287. Kit includes 9 fiber friction plates and 10 contact plates.

37000258

Fits '18-later Softail and '17-later Touring models.

MILWAUKEE-EIGHT ENGINE CLUTCH SPRINGS – 1275N

High-tension springs are engineered to add additional clutch capacity in high torque and high horsepower applications. Kit includes 3-1275 Newton (N) coil springs, and is designed to complement the Screamin' Eagle High Capacity Clutch Plate Kit P/N 37000258. When combined with the High Capacity Clutch Plate Kit, torque capacity is increased to the maximum level available. Installation will increase capacity and lever effort. Springs can be installed without removing the outer primary cover. Included in Milwaukee-Eight Stage III and IV Kits.

37000286

Fits '18-later Softail and '17-later Touring models.

MILWAUKEE-EIGHT ENGINE CLUTCH SPRINGS – 1200N

Replacement clutch springs for the Screamin' Eagle High Capacity Clutch Kit P/N 37000287. Kit includes 3-1200 Newton (N) coiled clutch springs. Installation of these springs with Original Equipment clutch plates will increase clutch capacity and lever effort. Springs can be installed without removing the outer primary cover.

37000288

Fits '18-later Softail and '17-later Touring models.



A. SCREAMIN' EAGLE HIGH CAPACITY CLUTCH KIT – MILWAUKEE-EIGHT ENGINE

Configuration	Max Crankshaft Torque (ft. lbs.)	% Increase in Torque Capacity Over Milwaukee-Eight® 107 OE Clutch	Approximately Lever Effort (lb)
'17-'18 Milwaukee-Eight® 107CI Original Equipment (9-Disk/1100N Spring)	125	—	14.6
9 Disk/1200N Spring	134	7.2%	16
9 Disk/1275 Spring	143	14.4%	17
'17-'18 114 & 117CI and all '19-later Milwaukee-Eight Original Equipment (10 Disk/1100N Spring) (P/N 37000287)	139	11.2%	14.6
Screamin' Eagle High Capacity Clutch Kit 10 Disk/1200N Spring	150	20%	16
10 Disk/1275N Spring	160	28%	17

Street legal and/or street compliant statements refer to product meeting 50-State emissions and noise standards in the United States.

The street legal and/or street compliant statements may not apply to markets outside of the United States.



B. SCREAMIN' EAGLE BIG TWIN COMPENSATOR



C. SCREAMIN' EAGLE VARIABLE PRESSURE CLUTCH

SE PRO PERFORMANCE 135

Clutch & Drivetrain

B. SCREAMIN' EAGLE® BIG TWIN COMPENSATOR

This premium compensator has been engineered with heavier springs and increased travel to support the high torque output associated with high-compression race and large displacement engines. Designed to outperform the Original Equipment compensator, this unit helps protect the engine and driveline components during harsh drag race launches. Compensator features improved oil passages, oil deflectors and a needle bearing thrust washer that improves the overall operation of these components.

42200064A

Fits '12-'13 Dyna®, '12-'13 Softail® (except FXCW, FXCWC, FXSB, FXSBSE and '09 FXSTSSE), '11-'13 Touring and '09-'13 Trike models. Original Equipment on '14-'17 Dyna, Softail and '14-'16 Touring models. Requires separate purchase of Installation Adhesive Kit P/N 11100088.

40100061

Fits '06-'11 Dyna, '07-'11 Softail (except FXCW and FXCWC), '07-'10 Touring, and '07-'09 CVO™ (except '09 FXSTSSE) models. Does not fit Trike. Requires separate purchase of Installation Adhesive Kit P/N 11100088. Kit includes Rotor Assembly P/N 30041-08. Installation on '06 Dyna models require separate purchase of '07-style stator.

42200095A

Fits '08-'12 FXCWC and '09 FXSTSSE models and '13-'17 FXSB models. If P/N 40274-08A has been installed previously, the rotor shell, P/N 30041-08A is not required.

C. SCREAMIN' EAGLE VARIABLE PRESSURE CLUTCH

Get more performance from the Original Equipment clutch. The Screamin' Eagle® Variable Pressure Clutch is designed to help put the added power from a Screamin' Eagle Stage Kit to the pavement. This bolt-on kit harnesses the centrifugal force of spinning weights to increase the clutch capacity as engine speed increases. The mechanism applies increasing pressure to the stock clutch pressure plate as RPM rises. The result: high torque-handling capabilities without increasing clutch lever effort at idle. The Variable Pressure Clutch also provides smoother clutch disengagement at lower speed. Kit fits behind most stock derby covers with no modifications. See installation manual for additional accessory derby cover fitment information.

To match the performance demands of your engine, team the Variable Pressure Clutch with your choice of clutch diaphragm springs. We recommend the higher-capacity Screamin' Eagle Diaphragm Spring P/N 37951-98 for major performance upgrades.

	Lever Effort	Torque Capacity
Original Equipment Spring	Same as stock	120 ft-lbs
SE Spring P/N 37951-98	35% greater than stock	153 ft-lbs

37000121A

Fits '99-'17 Evolution® 1340 and Twin Cam-equipped models. Will not fit '16-later Touring and Trike models, '15-later FLHTCUL or FLHTKL models or '07-later Touring or Trike models equipped with Narrow-Profile Outer Primary Cover P/N 25700385 or 25700438. Will not fit '13-later CVO models with hydraulic actuated clutch, '16-'17 FXDLS, FLSS and FLSTFBS, or '14-later Touring and Trike models equipped with Screamin' Eagle A&S Clutch Kit P/N 37000026. Derby Covers P/N 25001-03, 25441-04A, 25770-99, 25331-10, 25339-10, 25700250 and 25700062 require Spacer Kit P/N 37000123. Does not fit Derby Covers P/N 25347-02 or 25345-01.

Street legal and/or street compliant statements refer to product meeting 50-State emissions and noise standards in the United States.

The street legal and/or street compliant statements may not apply to markets outside of the United States.

136 SE PRO PERFORMANCE

Clutch & Drivetrain

A. SCREAMIN' EAGLE® TWIN CAM PERFORMANCE ASSIST AND SLIP (A&S) CLUTCH KIT

Developed for the high-thrust 110CI engine featured as Original Equipment on '14-'16 CVO™ models, this A&S clutch provides significantly increased torque-handling capacity (135 lb/ft). Clutch is designed to improve engagement grip and provides minor slippage during downshifting to reduce shock to the power train. Reduces hand lever pull effort by over 1 pound. Complete kit features improved clutch plates for enhanced wear resistance and is the perfect addition when installing a high-output Screamin' Eagle® Stage Kit.

37000026

Fits '14-'16 Touring and Trike models with hydraulic clutch actuator. Original Equipment on FXDLS, FLSS, FLSTBS and FXSE models.

B. SCREAMIN' EAGLE PERFORMANCE CLUTCH FRICTION DISC KIT

Newly developed friction material delivers longer life than Original Equipment friction discs. Kit includes new precision-machined flat steel plates. This Friction Disc Kit is a perfect match for the Screamin' Eagle Twin Cam Performance Race Clutch Hub Kit P/N 37976-08.

37980-10

Fits '99-'17 Twin Cam-equipped models and '98-'99 Evolution® 1340-equipped models. Will not fit '13-'16 CVO Touring models with hydraulic actuated clutch or, '15-'16 FLHTCUL and FLHTKL, '16-'17 FXDLS, FLSS, FLSTFBS, FXSE or '13-'16 CVO Touring models with hydraulic actuated clutch, '15-'16 FLHTCUL and FLHTKL or '14-'16 Touring and Trike models equipped with Screamin' Eagle A&S Clutch Kit P/N 37000026.

Also available: (not shown)

HEAVY DUTY CLUTCH SPRING FOR STOCK CLUTCH

37951-98

Fits '99-'17 Twin Cam-equipped models and '98-'99 Evolution 1340-equipped models. Will not fit '16-'17 FXDLS, FLSS, FLSTFBS and FXSE or '13-'16 CVO Touring models with hydraulic actuated clutch, or '15-'16 FLHTCUL and FLHTKL, '14-'16 Touring and Trike models equipped with Screamin' Eagle A&S Clutch Kit P/N 37000026.

C. SCREAMIN' EAGLE PERFORMANCE CLUTCH KIT

Performance Clutch Kit converts the 8-plate clutch to a 9-plate design. The surface area is increased by 13% and the spring rate is increased by 10% for a combination that can handle over 115 ft-lbs of torque at the crank, a 23% increase over the stock-rated capacity. Kit includes Kevlar® fiber-based friction discs and performance clutch spring.

38002-04

Fits '91-'22 XL and '94-'97 Evolution 1340-equipped models.

D. SCREAMIN' EAGLE MANUAL PRIMARY CHAIN TENSION ADJUSTER

Ideal for bikes equipped with big displacement high performance (100hp+) engines that are regularly used for track-day drag racing, this Screamin' Eagle Tension Adjuster permits manual selection of primary chain tension. A direct replacement for the Original Equipment automatic version, this anodized billet aluminum adjuster allows you to fine-tune the settings and lock the position when the freeplay is properly set. The manual adjustment locks the chain tension in place to prevent the chain from adjusting during severe shifting. Kit includes required mounting hardware.

36500020

Fits '06-'17 Dyna®, '07-'17 Softail®, and '07-'16 Touring and Trike models. Requires separate purchase of model-specific primary gaskets and seals.

E. AUTOMATIC PRIMARY CHAIN TENSION ADJUSTER

Original Equipment on '06-'17 Dyna and '07-'17 Softail and Touring models, this Automatic Primary Chain Adjuster eliminates the need to manually adjust the primary chain tension at traditional service intervals.

40063-05B

Fits '85-'06 Evolution 1340 (except '85-'88 Softail) and Twin Cam powertrain. Requires separate purchase of model-specific primary gasket and seals.

Street legal and/or street compliant statements refer to product meeting 50-State emissions and noise standards in the United States.

The street legal and/or street compliant statements may not apply to markets outside of the United States.



A. SCREAMIN' EAGLE TWIN CAM PERFORMANCE ASSIST AND SLIP CLUTCH KIT



B. SCREAMIN' EAGLE PERFORMANCE CLUTCH FRICTION DISC KIT



C. SCREAMIN' EAGLE PERFORMANCE CLUTCH KIT



D. SCREAMIN' EAGLE MANUAL PRIMARY CHAIN TENSION ADJUSTER



E. AUTOMATIC PRIMARY CHAIN TENSION ADJUSTER



F. TWIN CAM SHORTBLOCK ASSEMBLY – DYNA AND TOURING



F. TWIN CAM SHORTBLOCK ASSEMBLY – SOFTAIL

SE PRO PERFORMANCE 137

Shortblock Program

F. SHORTBLOCK ASSEMBLY

The perfect starting point for building the engine of your dreams. Engine shortblocks are manufactured and assembled on Harley-Davidson's main engine assembly line for exceptional quality and reliability. Shortblock cases, flywheels, bearings and rods are preassembled and ready for your custom build. Kit includes current spec Original Equipment cam plate, oil pump, cam drive components and the gaskets, seals and most of the hardware required to complete the engine and install it (not all components shown). You select your cylinders, heads, cams, covers and other top-end components. Choose one of the Screamin' Eagle® Stage kits to incorporate reliable performance and pick from our decorative engine covers to customize the look. Shortblock Assemblies are stamped with a new VIN and include MSO (Manufacturers Statement of Origin). The MSO is for Domestic only. Kits ship directly from the factory within 3-5 days. Assembly comes stamped with a new VIN on Twin-Cam models. (For VIN matching shortblock assemblies see the appropriate Service Parts Catalog.)

Twin Cam Engine

16200070 Black 96CI/103CI.

Fits '07-'17 Dyna® (except FXDLS), and '07-'16 Touring and Trike models (except CVO™).

16200071 Black 96CI/103CI.

Fits '07-'17 Softail® models (except FLSS, FLSTFBS and CVO).

Milwaukee-Eight® Engine (not shown)


See your Dealer for details.

NOTE: Replacement engines must be re-fitted with emission control devices and systems appropriate for the vehicle model and model year in order to ensure emissions compliance. Failure to do so constitutes tampering under U.S. EPA guidelines and can lead to substantial fines and penalties.

Legal for use on public roads only when installed in the specified models. Not legal for use on public roads when installed in models other than the ones specified and not eligible for the P&A 24-month warranty when installed in models other than the ones specified. Please see the Parts and Accessories warranty statement and your dealer for more information.

HARLEY-DAVIDSON® LONGBLOCK PROGRAM

Your engine is the heart and soul of your Harley-Davidson® motorcycle. When the miles start to add up, a Harley-Davidson® LongBlock can put the rumble back in your ride simply, quickly and affordably.



WHY SHOULD I CONSIDER A LONGBLOCK? Unlike an engine rebuild from the repair shop down the street, the Harley-Davidson® LongBlock is manufactured from 100% new Original Equipment components, and is built to the latest factory specifications. Engine includes upgraded Screamin' Eagle® lefty crankcase bearing, Screamin' Eagle cam bearings and Screamin' Eagle performance tappets to handle higher-stress loads and performance upgrades. In addition, '99-'06 LongBlocks are upgraded with late-model hydraulic cam tensioners, high-volume oil pump and billet cam plate. '07-'16 103CI and 110CI engines feature factory-installed Automatic Compression Releases.

WHAT DOES THE H-D® LONGBLOCK INCLUDE? The crankcase is pre-assembled with flywheels, connecting rods, bearings, seals, cylinders, pistons, rings, heads, valves, valve springs, tappets and pushrod covers. Also included and ready for Dealer installation are top end rocker arm supports, rocker arms and shafts, pushrods and breathers. The LongBlock also includes cam support plate, cam plate bearings, cam and timing chain drive, hydraulic tensioners and all required gaskets and new hardware.

ARE UPGRADES AVAILABLE?* You can choose silver or black-highlighted engines to match your styling direction. Bikes originally equipped with Twin Cam 88® engines can upgrade to 95 or 103CI displacement, and Twin Cam 96™-equipped models can be repowered with 103 or 110CI engines, based on specific model fitment. Upgrades require model-specific ECM recalibration (sold separately). Only available in North America.

WHAT ELSE DO I NEED? LongBlock is sold without cam shafts, lower rocker boxes, upper rocker box covers or cam cover. You have the option to reinstall your current cams and covers, or select from a wide assortment of performance and custom engine cover options.

FAST AND EASY: Just take your Harley® motorcycle to your authorized dealership. They will remove the engine from the frame, ship the left crankcase half to Harley-Davidson and in a short time, you will have a new LongBlock back, ready for the dealer to reinstall in your bike. Your engine retains its original vehicle identification number (VIN) for easy title exchange and registration.

**Displacement upgrades are available for vehicles previously equipped with street compliant big bore kits only.*

Available to fit:

'07-'17 Softail models.

- 16200104** Twin Cam 103 – Black.*
- 16200108** Twin Cam 110™ – Black.*
- 16200109** Twin Cam 110 – Granite.*

'99-'05 Dyna and '99-'06 Touring models.

- 16200085** Twin Cam 88 – Black.
- 16200086** Twin Cam 88 – Silver.

'04-'05 EFI Dyna and '99-'06 EFI Touring models.

- 16200091** Twin Cam 95 – Black.*
- 16200092** Twin Cam 95 – Silver.*

'03-'06 EFI Touring models.

- 16200095** Twin Cam 103 – Black.*
- 16200096** Twin Cam 103 – Silver.*

'07-'17 Dyna and '07-'16 Touring models (Includes ACR – Auto Compression Release).

- 16200103** Twin Cam 103 – Black.*
- 16200105** Twin Cam 110 – Black.*
- 16200106** Twin Cam 110 – Granite.*

'14-'16 Twin-Cooled™ Touring models.

- 16200162** Twin Cam 103 – Black.*
- 16200163** Twin Cam 110 – Black.*
- 16200164** Twin Cam 110 – Granite.*

TIME TO GET DIRTY

Building a performance engine requires a lot of skill – and the right training. Your local Harley-Davidson® Dealer has both – he or she is equipped and trained to take on the challenge. The Dealer's technical staff has spent countless hours at Harley-Davidson University learning the right techniques and doing the work every day. But if you want to do it yourself, Harley-Davidson Builders Tools by JIMS® provide the advantage of having the right tools for the job. In fact, these are tools Harley-Davidson Technicians use to perform efficient, reliable work. See your Dealer for details on selection and pricing.



10400069	41	25600127	42	29400407	13
11100026	126	25600129	42	29400412	14
16200070	137, 95	25600132	42	31600085	126
16200071	137, 95	25600153	42	31600105	126
16200085	138	25600154	42	31600106	126
16200086	138	25701403	43	31600108	125
16200091	138	25701404	43	31600109	125
16200092	138	25701407	43	31600110	125
16200095	138	25701408	43	31600111	125
16200096	138	27000007	90	31600112	125
16200103	138	27200026	109	31600113	125
16200104	138	27200029	76	36500020	136
16200105	138	27300033	77	37000026	136
16200106	138	27300035	77	37000258	134
16200108	138	27300052	77	37000286	134
16200109	138	27300139	124	37000287	134
16200162	138	27300145	47	37000288	134
16200163	138	27300147	47	40100061	135
16200164	138	27300167	47	41000018	6
16200339	133	27300185	47	41000979	6
16200340	133	27400002	78	41001212A	6
16200341	132	27400040	47	61300057	122, 17
16200342	132	29400019	124	61300109	51
16200521	133	29400020	124	61300110	51
16200522	133	29400063	54	61300120	123, 18
16500074	113	29400064	54	61300128	123, 18
16500164	113	29400065	124	61300299	56
16500208	87	29400103	54	61300516	52
16500347	113	29400104	54	61300517	52
16500379	44	29400109	124	61300762	19
16500512	44	29400116	54	61300768	15
16500527	44	29400117	54	61300769	15
16500538	44	29400118	124	61300770	15
16500747	44	29400127	101	61300788	18
16500748	44	29400128	101	61300828	19
16500749	44	29400141	124	61300845	122, 17
16500750	44	29400197	114	61300846	122, 17
16800120	45	29400217	52	61300993	14
16800125	45	29400218	52	61300994	14
16800174	45	29400219	52	61301326	18
16800210	45	29400220	54	61301327	18
16800212	45	29400221	54	61400323	122, 17
16800330	45	29400222	55	61400339	122, 17
16800332	45	29400224	53	62400260	41
17900032	84	29400230	52	62400264	41
17900058	30	29400233	55	64900220	115
17900073	30	29400234	55	64900342	57
18100080	30	29400235	55	64900476	103
21900001	91	29400236	55	64900477	103
21900084	46	29400237	55	64900636	21
21900087	46	29400238	55	64900638	21
21900099	46	29400239	55	64900683	115
21900101	46	29400240	55	64900690	21
21900129	46	29400247	124	64900691	21
21900130	46	29400275	124	64900752	22
24100021	94	29400276	124	64900754	22
25400029	81	29400293	124	64900756	22
25400117	61, 81	29400297	124	64900758	22
25400125	106, 112	29400298	15	64900828	20
25400199	29	29400299	15	64900829	20
25400200	29	29400355	124, 16	64901190	22
25400201	29	29400356	16	64901191	22
25400202	29	29400357	16	64901192	21
25400353	29	29400359	124	64901193	21
25600117	42	29400363	123, 17	64901205	24
25600118	42	29400366	122, 17	64901208	24
25600119	42	29400387	12	65100016	27, 60
25600120	42	29400388	12	65100017	27, 60
25600121	42	29400396	14	65100018	60
25600122	42	29400397	14	65100019	27, 60
25600123	42	29400400	14	65100044	104, 58
25600124	42	29400405	13	65100062	27, 60
25600125	42	29400406	13	65100063	104, 58

65100078	25	16546-99A	89	27557-08	65
65100085	25	16549-99A	89	27564-09A	65
65100153	21	16925-11	86	27609-01B	109
65100160	22	16954-02A	112	27639-07B	78
65100161	22	17056-01	110, 120	27713-08	76
65100165	22	17378-98	111, 118, 83	27796-08	78
65100166	22	17396-08	118	27797-07	78
65100196	25	17675-01B	83	27927-07	76
65100205	25	18013-03A	110, 82	27928-07A	79
65100216	22	18226-03	110, 118, 82	27934-99	117, 79
65100217	22	18281-02A	118, 82	27956-10	122, 17
65100218	22	18344-05	82	28714-10	124
65100219	25	18400-03	84	28720-10	51
65100220	25	18401-03	84	28721-10	52
65400167	115	18402-03	84	28722-10	52
65400405	104	18404-08	84	28728-10	102, 123, 56
65400457	23	18424-06	111	28739-10A	100, 51
65400458	23	18568-98	111, 118	28740-10A	100, 51
65400459	23	18572-13	111, 46, 83	28861-07A	96
65400460	23	19206-16	128	29000009A	102
65400461	23	19220-16	128	29000019A	102
65400464	104	19221-15	129	29006-09C	50
65400466	22	21915-08A	91	29017-09	51
65400468	22	21928-08A	91	29080-09A	100
65400472	23	21966-07	93	29098-09A	50
65400480	23	22137-08B	91	29119-08	56
65400481	23	22143-08B	92	29138-91A	123
65600155	104	22144-08B	92	29153-07	123
65600330	26	22315-06A	95	29170-08	56
65600331	26	22502-07B	92	29299-08A	50
65600332	26	22571-07B	91	29319-08	56
69201704	7	22574-10	92	29328-99	122, 17
92500011	70	22661-99A	93	29400022A	124
92500028	67	22698-01A	113	29400061A	100, 51
92500031	72	22711-04A	113	29400227A	100
92500032	72	22767-98	120	29400232A	101
92500033	72	22851-99A	93	29400245A	19
92500035	68	22868-00A	93	29400246A	19
92500038	73	22942-00A	92	29414-07	79
92500039	89	23600-00A	94	29417-04	122, 17
92500041	108	23601-05A	94	29424-05B	124
92500042	108	23703-02A	94	29493-05A	123, 17
92500047	28	23727-07A	94	29503-07	56
92500050	88	23728-07A	94	29510-05	56
92500051	88	23893-10A	94	29543-99B	117
92500052	75	24004-03B	97	29586-06	56
92500053	75	24017-10	85	29624-08	56
92500054	74	24018-10	85	29667-07	78
92500055	74	24100004A	94	29702-08B	124
92500058	28	24100045A	96	29775-02C	62
92500074	28	25149-00	81	29782-07	102
92500075	28	25152-00	81	29784-07	107
92500077	35	25155-00	81	29836-10A	106
92500078	35	25197-04	112	29859-04B	62
92500079	37	25282-11	85	29893-07B	64
92500080	37	25284-11	85	29903-07A	63
92500081	37	25285-08	85	30003-10	107
92500082	37	25376-03	81	31600048A	114, 125
92500083	32	25464-06	81	31600051A	114, 125
92500084	33	25465-06	81	31600054A	114, 125
92500086	33	25482-10	61, 81	31901-08A	125
92500094	38	25494-10	81	31902-08A	125
92500095	39	25503-10	81	31907-08A	125
92500096	32	25638-07	61, 81	31930-99C	125
92500097	32	25740-05	112	31932-99C	125
92500127	28	25752-97	119	31937-99C	125
92500128	28	25937-99B	81	31939-99C	125
92500129	28	27082-10	77	31944-99C	125
92500130	28	27513-08D	66	31946-99C	125
16101-01	82	27516-08F	69	31956-04B	125
16500013A	87	27539-08A	63	31958-04B	125
16500045A	89	27543-08	65	31963-89B	125
16505-01	82	27548-10C	68	31964-89C	125

31965-08A	125	27557-08	65	31965-08A	125
31967-08A	125	27564-09A	65	31967-08A	125
32076-04	96	27609-01B	109	32076-04	96
32092-98B	125	27639-07B	78	32092-98B	125
32093-98B	125	27713-08	76	32093-98B	125
32095-98B	125	27796-08	78	32095-98B	125
32184-08A	6	27797-07	78	32184-08A	6
32303-08A	125	27927-07	76	32303-08A	125
32318-08A	125	27928-07A	79	32318-08A	125
32325-08A	125	27934-99	117, 79	32325-08A	125
32359-00C	125	27956-10	122, 17	32359-00C	125
32360-00C	125	28714-10	124	32360-00C	125
34822-08	97	28720-10	51	34822-08	97
37000121A	135	28721-10	52	37000121A	135
37951-98	136	28722-10	52	37951-98	136
37980-10	136	28728-10	102, 123, 56	37980-10	136
38002-04	136	28739-10A	100, 51	38002-04	136
40063-05B	136	28740-10A	100, 51	40063-05B	136
41000008C	6	28861-07A	96	41000008C	6
41000445A	7	29000009A	102	41000445A	7
42200064A	135	29000019A	102	42200064A	135
42200095A	135	29006-09C	50	42200095A	135
61300364A	114	29017-09	51	61300364A	114
64900186B	27, 59	29080-09A	100	64900186B	27, 59
64900187B	27, 59	29098-09A	50	64900187B	27, 59
64900208A	103	29119-08	56	64900208A	103
64900209A	103	29138-91A	123	64900209A	103
64900552A	24	29153-07	123	64900552A	24
64900553B	24	29170-08	56	64900553B	24
64900554B	24	29299-08A	50	64900554B	24
64900555A	24	29319-08	56	64900555A	24
65100076A	25	29328-99	122, 17	65100076A	25
65100084A	25	29400022A	124		

